



# 2010-2011 GMT Reports for District (or Undistricted) **District 13 A**

GMT: **STEVEN D SHERER**

Location: **OHIO**

GMT CA: **1**

## CLUBS

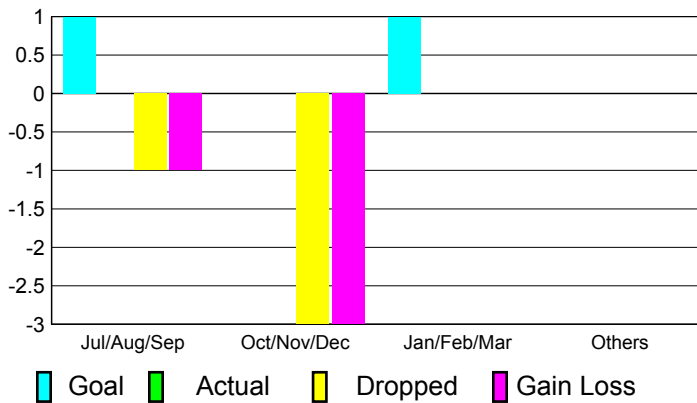
**Club Results**  
2010-2011

**Clubs**  
2009-2010

Month	New Club Goal	Actual New Clubs	Actual Dropped Clubs	Gain/Loss of Clubs	Gain/Loss of Clubs
Jul/Aug/Sep	1	0	-1	-1	1
Oct/Nov/Dec	0	0	-3	-3	0
Jan/Feb/Mar	1	0	0	0	0
Apr/May/Jun	0	0	0	0	0
<b>Totals</b>	<b>2</b>	<b>0</b>	<b>-4</b>	<b>-4</b>	<b>1</b>

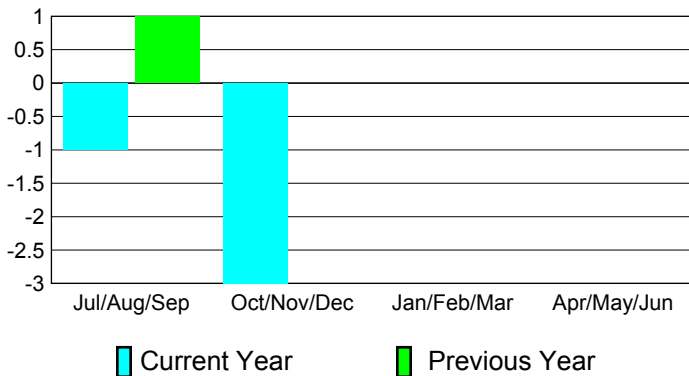
### Club Results 2010-2011

Goal, New, Dropped, Gain/Loss




### Comparison of Club Gain/Loss

Current Year Compared to the Previous Year



### YTD Status Quo Clubs 2010-2011

Status Quo Clubs Compared to Status Quo Members



## MEMBERSHIP

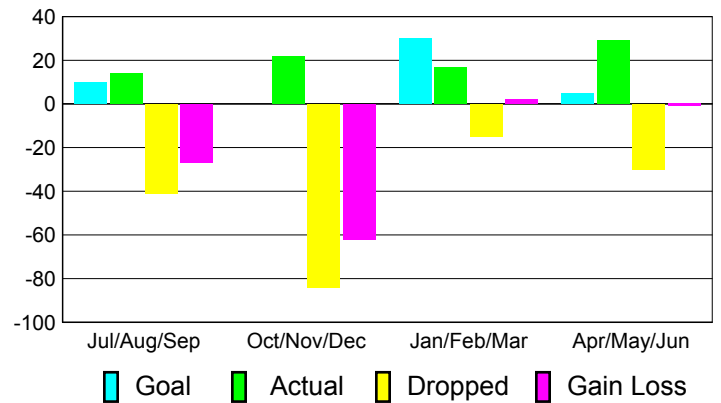
**Membership Results**  
2010-2011

**Membership**  
2009-2010

Month	Net Memb Goal	Actual New Memb	Actual Dropped Memb	Gain/Loss of Memb	Gain/Loss of Memb
Jul/Aug/Sep	10	14	-41	-27	-7
Oct/Nov/Dec	0	22	-84	-62	-1
Jan/Feb/Mar	30	17	-15	2	-2
Apr/May/Jun	5	29	-30	-1	-23
<b>Totals</b>	<b>45</b>	<b>82</b>	<b>-170</b>	<b>-88</b>	<b>-33</b>

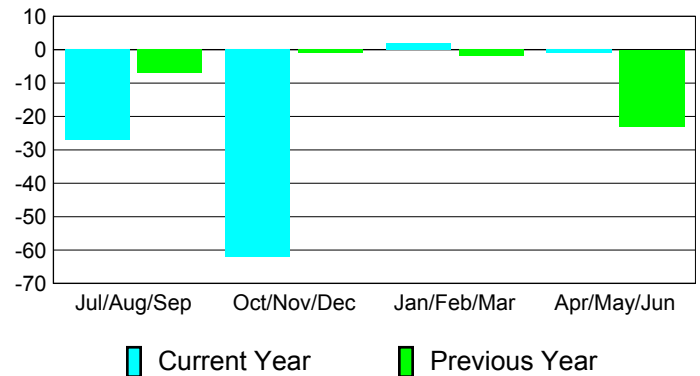
### Membership Results 2010-2011

Goal, New, Dropped, Gain/Loss

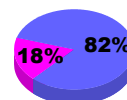


### Comparison of Membership Gain/Loss

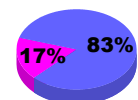
Current Year Compared to the Previous Year



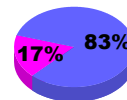
### Gender Comparison 2010-2011



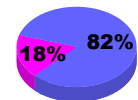
Jul/Aug/Sep



Oct/Nov/Dec



Jan/Feb/Mar



Apr/May/Jun

Male

Female



# 2010-2011 GMT Reports for District (or Undistricted) **District 13 B**

**GMT: STEVEN D SHERER**

**Location: OHIO**

**GMT CA: 1**

## CLUBS

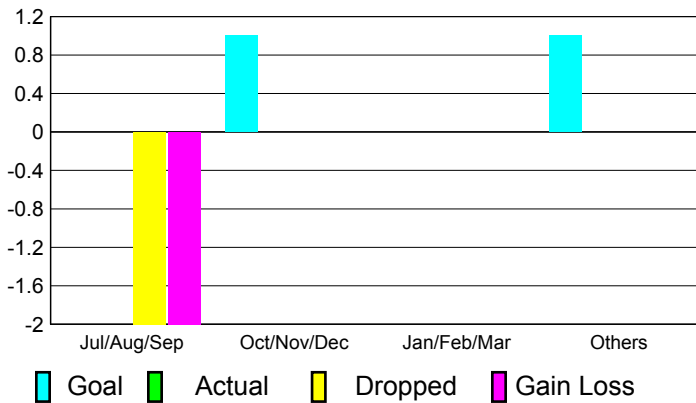
Club Results  
2010-2011

Clubs  
2009-2010

Month	New Club Goal	Actual New Clubs	Actual Dropped Clubs	Gain/Loss of Clubs	Gain/Loss of Clubs
Jul/Aug/Sep	0	0	-2	-2	0
Oct/Nov/Dec	1	0	0	0	0
Jan/Feb/Mar	0	0	0	0	0
Apr/May/June	1	0	0	0	1
<b>Totals</b>	<b>2</b>	<b>0</b>	<b>-2</b>	<b>-2</b>	<b>1</b>


### Club Results 2010-2011

Goal, New, Dropped, Gain/Loss



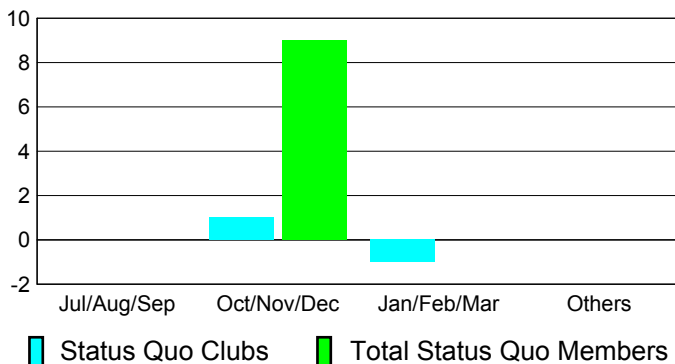
### Comparison of Club Gain/Loss

Current Year Compared to the Previous Year



### YTD Status Quo Clubs 2010-2011

Status Quo Clubs Compared to Status Quo Members



## MEMBERSHIP

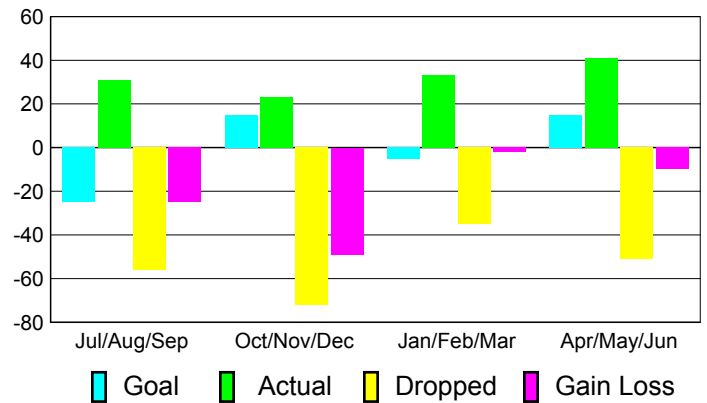
Membership Results  
2010-2011

Membership  
2009-2010

Month	Net Memb Goal	Actual New Memb	Actual Dropped Memb	Gain/Loss of Memb	Gain/Loss of Memb
Jul/Aug/Sep	-25	31	-56	-25	-24
Oct/Nov/Dec	15	23	-72	-49	-6
Jan/Feb/Mar	-5	33	-35	-2	13
Apr/May/June	15	41	-51	-10	23
<b>Totals</b>	<b>0</b>	<b>128</b>	<b>-214</b>	<b>-86</b>	<b>6</b>

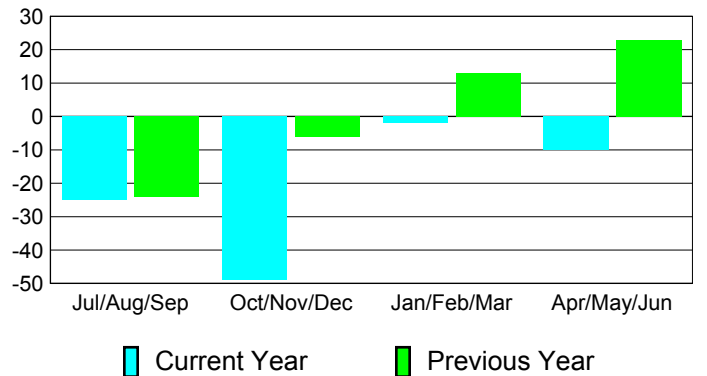
### Membership Results 2010-2011

Goal, New, Dropped, Gain/Loss

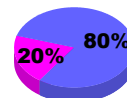


### Comparison of Membership Gain/Loss

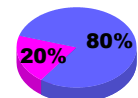
Current Year Compared to the Previous Year



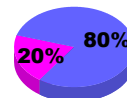
### Gender Comparison 2010-2011



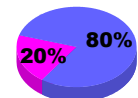
Jul/Aug/Sep



Oct/Nov/Dec



Jan/Feb/Mar



Apr/May/June

Male

Female



# 2010-2011 GMT Reports for District (or Undistricted) **District 13 C**

GMT: **STEVEN D SHERER**

Location: **OHIO**

GMT CA: **1**

## CLUBS

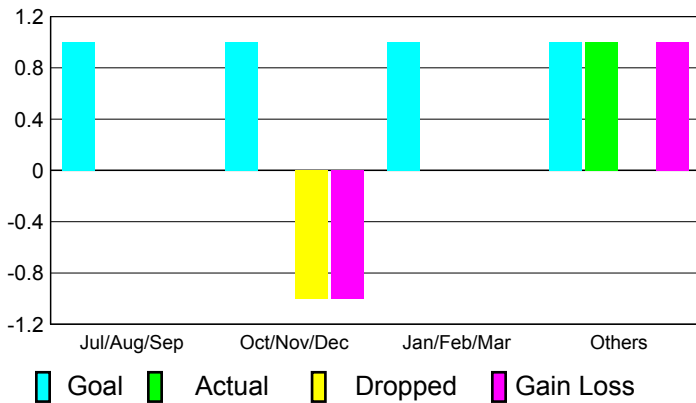
### Club Results 2010-2011

### Clubs 2009-2010

Month	New Club Goal	Actual New Clubs	Actual Dropped Clubs	Gain/Loss of Clubs	Gain/Loss of Clubs
Jul/Aug/Sep	1	0	0	0	0
Oct/Nov/Dec	1	0	-1	-1	0
Jan/Feb/Mar	1	0	0	0	0
Apr/May/June	1	1	0	1	0
<b>Totals</b>	<b>4</b>	<b>1</b>	<b>-1</b>	<b>0</b>	<b>0</b>

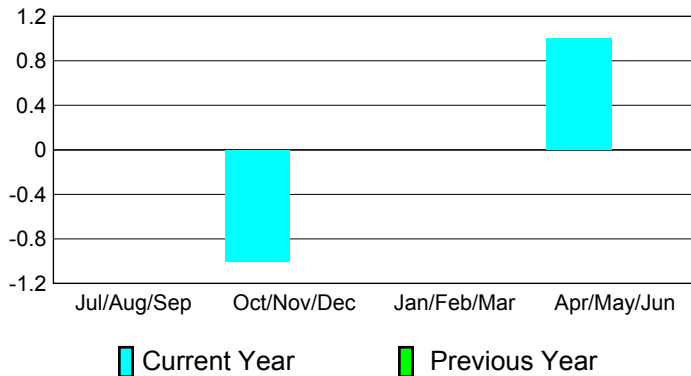
### Club Results 2010-2011

Goal, New, Dropped, Gain/Loss




### Comparison of Club Gain/Loss

Current Year Compared to the Previous Year



### YTD Status Quo Clubs 2010-2011

Status Quo Clubs Compared to Status Quo Members



## MEMBERSHIP

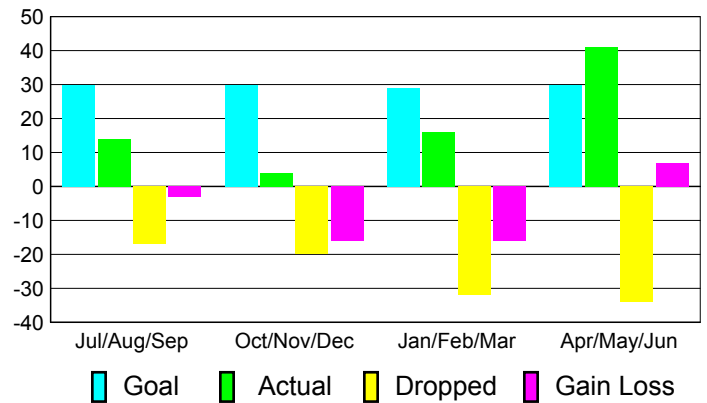
### Membership Results 2010-2011

### Membership 2009-2010

Month	Net Memb Goal	Actual New Memb	Actual Dropped Memb	Gain/Loss of Memb	Gain/Loss of Memb
Jul/Aug/Sep	30	14	-17	-3	-5
Oct/Nov/Dec	30	4	-20	-16	7
Jan/Feb/Mar	29	16	-32	-16	1
Apr/May/June	30	41	-34	7	-22
<b>Totals</b>	<b>119</b>	<b>75</b>	<b>-103</b>	<b>-28</b>	<b>-19</b>

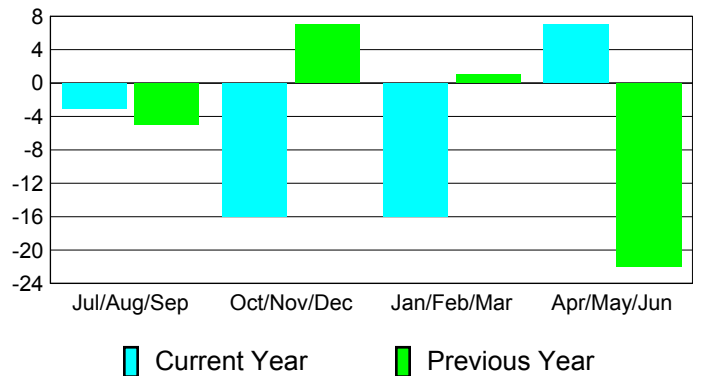
### Membership Results 2010-2011

Goal, New, Dropped, Gain/Loss

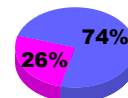


### Comparison of Membership Gain/Loss

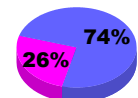
Current Year Compared to the Previous Year



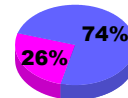
### Gender Comparison 2010-2011



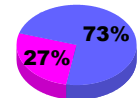
Jul/Aug/Sep



Oct/Nov/Dec



Jan/Feb/Mar



Apr/May/June

Male

Female



# 2010-2011 GMT Reports for District (or Undistricted) **District 13 D**

GMT: **STEVEN D SHERER**

Location: **OHIO**

GMT CA: **1**

## CLUBS

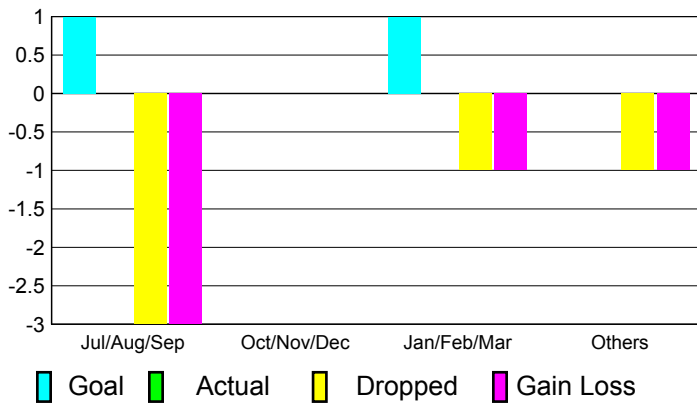
### Club Results 2010-2011

### Clubs 2009-2010

Month	New Club Goal	Actual New Clubs	Actual Dropped Clubs	Gain/Loss of Clubs	Gain/Loss of Clubs
Jul/Aug/Sep	1	0	-3	-3	0
Oct/Nov/Dec	0	0	0	0	0
Jan/Feb/Mar	1	0	-1	-1	0
Apr/May/June	0	0	-1	-1	1
<b>Totals</b>	<b>2</b>	<b>0</b>	<b>-5</b>	<b>-5</b>	<b>1</b>

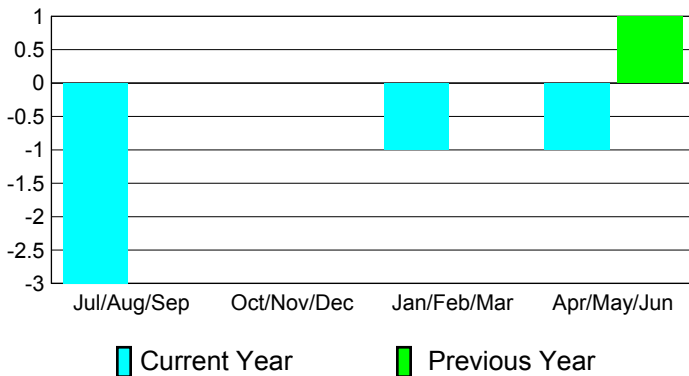
### Club Results 2010-2011

Goal, New, Dropped, Gain/Loss




### Comparison of Club Gain/Loss

Current Year Compared to the Previous Year



### YTD Status Quo Clubs 2010-2011

Status Quo Clubs Compared to Status Quo Members



## MEMBERSHIP

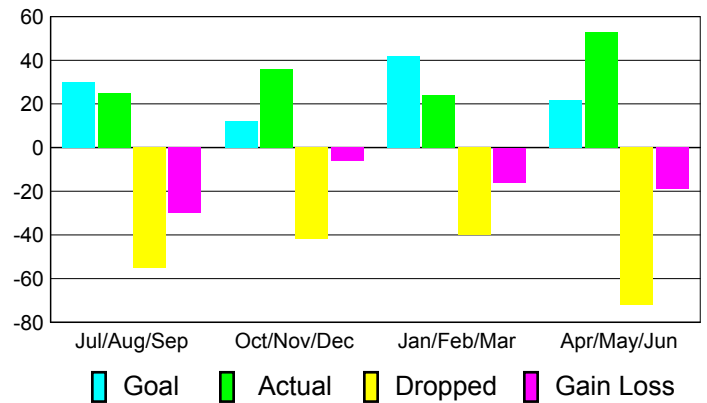
### Membership Results 2010-2011

### Membership 2009-2010

Month	Net Memb Goal	Actual New Memb	Actual Dropped Memb	Gain/Loss of Memb	Gain/Loss of Memb
Jul/Aug/Sep	30	25	-55	-30	-9
Oct/Nov/Dec	12	36	-42	-6	10
Jan/Feb/Mar	42	24	-40	-16	-19
Apr/May/June	22	53	-72	-19	-13
<b>Totals</b>	<b>106</b>	<b>138</b>	<b>-209</b>	<b>-71</b>	<b>-31</b>

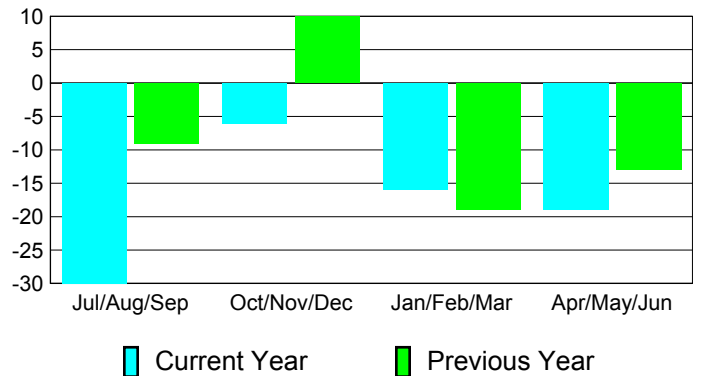
### Membership Results 2010-2011

Goal, New, Dropped, Gain/Loss

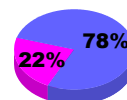


### Comparison of Membership Gain/Loss

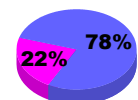
Current Year Compared to the Previous Year



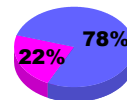
### Gender Comparison 2010-2011



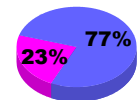
Jul/Aug/Sep



Oct/Nov/Dec



Jan/Feb/Mar



Apr/May/June

Male

Female



# 2010-2011 GMT Reports for District (or Undistricted) **District 13 E**

GMT: **STEVEN D SHERER**

Location: **OHIO**

GMT CA: **1**

## CLUBS

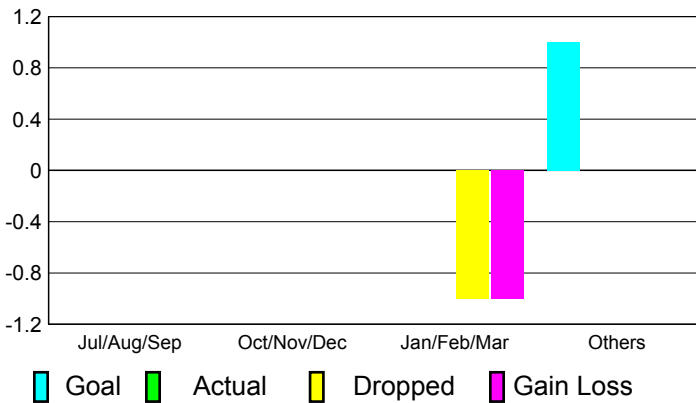
**Club Results  
2010-2011**

**Clubs  
2009-2010**

Month	New Club Goal	Actual New Clubs	Actual Dropped Clubs	Gain/Loss of Clubs	Gain/Loss of Clubs
Jul/Aug/Sep	0	0	0	0	0
Oct/Nov/Dec	0	0	0	0	0
Jan/Feb/Mar	0	0	-1	-1	0
Apr/May/Jun	1	0	0	0	0
<b>Totals</b>	<b>1</b>	<b>0</b>	<b>-1</b>	<b>-1</b>	<b>0</b>

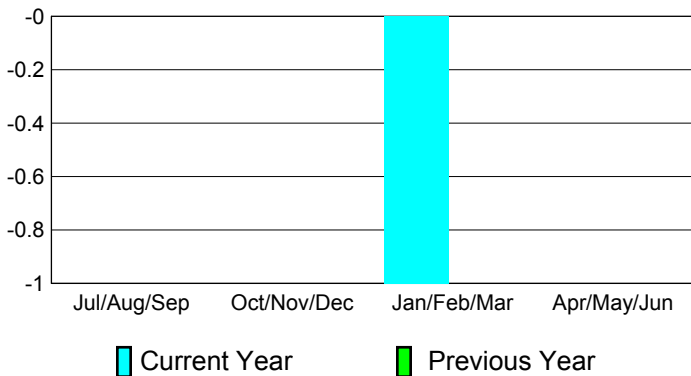
### Club Results 2010-2011

Goal, New, Dropped, Gain/Loss




### Comparison of Club Gain/Loss

Current Year Compared to the Previous Year



### YTD Status Quo Clubs 2010-2011

Status Quo Clubs Compared to Status Quo Members



## MEMBERSHIP

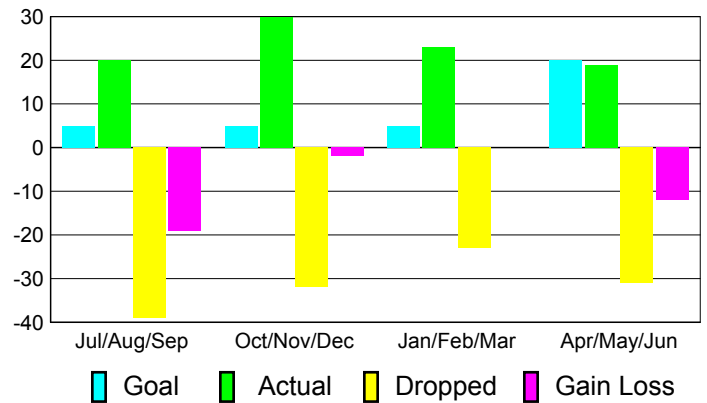
**Membership Results  
2010-2011**

**Membership  
2009-2010**

Month	Net Memb Goal	Actual New Memb	Actual Dropped Memb	Gain/Loss of Memb	Gain/Loss of Memb
Jul/Aug/Sep	5	20	-39	-19	-18
Oct/Nov/Dec	5	30	-32	-2	-3
Jan/Feb/Mar	5	23	-23	0	21
Apr/May/Jun	20	19	-31	-12	12
<b>Totals</b>	<b>35</b>	<b>92</b>	<b>-125</b>	<b>-33</b>	<b>12</b>

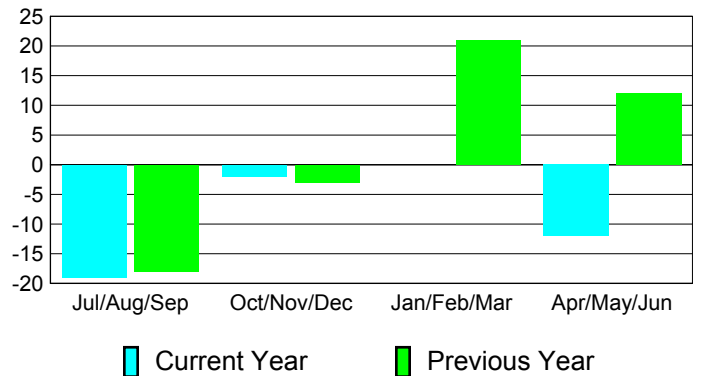
### Membership Results 2010-2011

Goal, New, Dropped, Gain/Loss

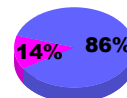


### Comparison of Membership Gain/Loss

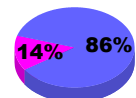
Current Year Compared to the Previous Year



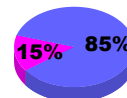
### Gender Comparison 2010-2011



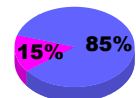
Jul/Aug/Sep



Oct/Nov/Dec



Jan/Feb/Mar



Apr/May/Jun

Male

Female



# 2010-2011 GMT Reports for District (or Undistricted) **District 13 F**

GMT: **STEVEN D SHERER**

Location: **OHIO**

GMT CA: **1**

## CLUBS

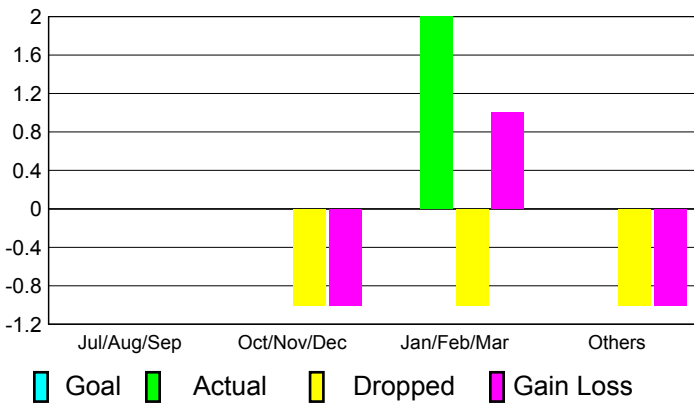
**Club Results  
2010-2011**

**Clubs  
2009-2010**

Month	New Club Goal	Actual New Clubs	Actual Dropped Clubs	Gain/Loss of Clubs	Gain/Loss of Clubs
Jul/Aug/Sep	0	0	0	0	0
Oct/Nov/Dec	0	0	-1	-1	1
Jan/Feb/Mar	0	2	-1	1	0
Apr/May/June	0	0	-1	-1	0
<b>Totals</b>	<b>0</b>	<b>2</b>	<b>-3</b>	<b>-1</b>	<b>1</b>

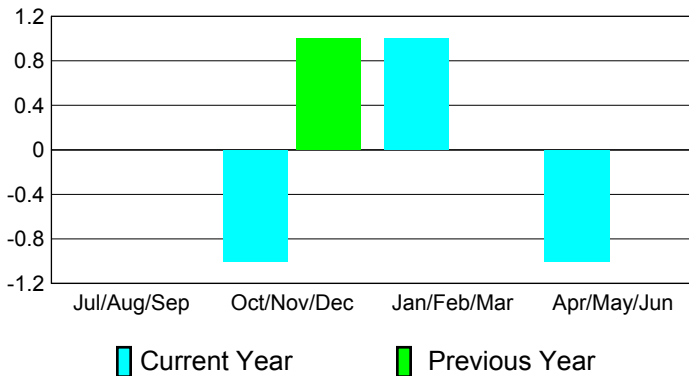
### Club Results 2010-2011

Goal, New, Dropped, Gain/Loss




### Comparison of Club Gain/Loss

Current Year Compared to the Previous Year



### YTD Status Quo Clubs 2010-2011

Status Quo Clubs Compared to Status Quo Members



## MEMBERSHIP

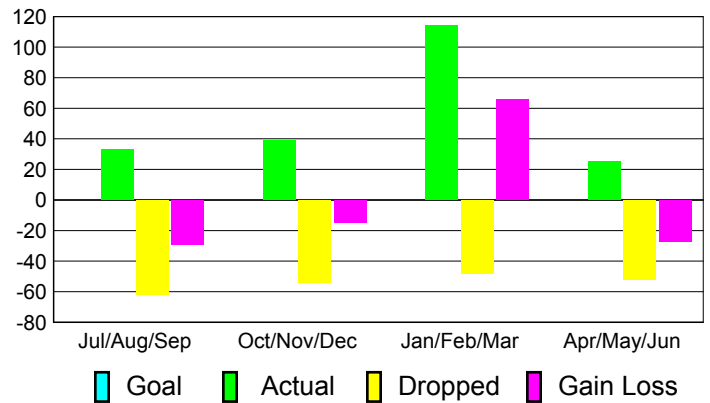
**Membership Results  
2010-2011**

**Membership  
2009-2010**

Month	Net Memb Goal	Actual New Memb	Actual Dropped Memb	Gain/Loss of Memb	Gain/Loss of Memb
Jul/Aug/Sep	0	33	-62	-29	-6
Oct/Nov/Dec	0	39	-54	-15	25
Jan/Feb/Mar	0	114	-48	66	14
Apr/May/June	0	25	-52	-27	18
<b>Totals</b>	<b>0</b>	<b>211</b>	<b>-216</b>	<b>-5</b>	<b>51</b>

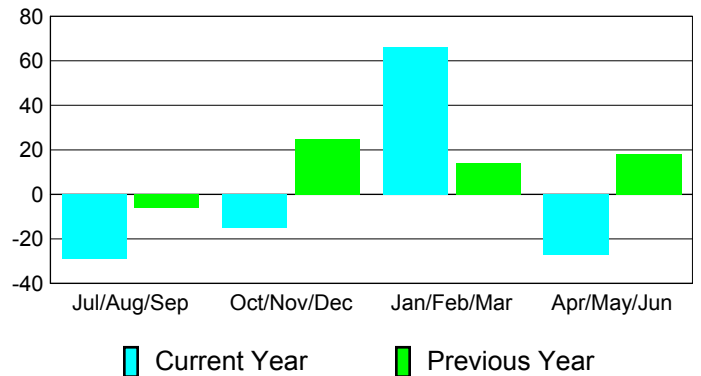
### Membership Results 2010-2011

Goal, New, Dropped, Gain/Loss

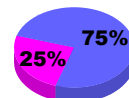


### Comparison of Membership Gain/Loss

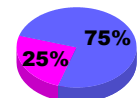
Current Year Compared to the Previous Year



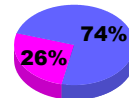
### Gender Comparison 2010-2011



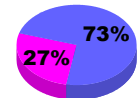
Jul/Aug/Sep



Oct/Nov/Dec



Jan/Feb/Mar



Apr/May/June

Male

Female



# 2010-2011 GMT Reports for District (or Undistricted) **District 13 G**

GMT: **STEVEN D SHERER**

Location: **OHIO**

GMT CA: **1**

## CLUBS

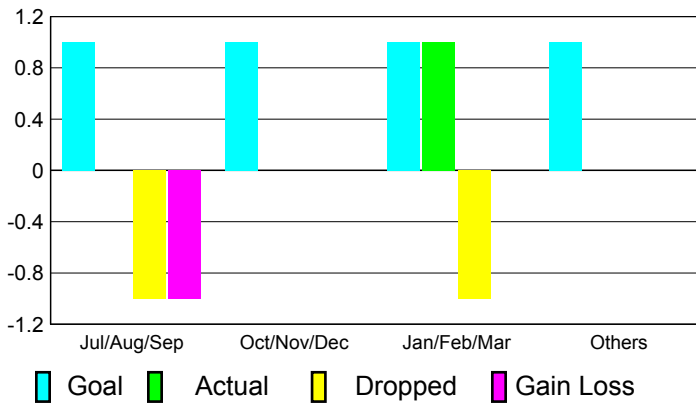
**Club Results  
2010-2011**

**Clubs  
2009-2010**

Month	New Club Goal	Actual New Clubs	Actual Dropped Clubs	Gain/Loss of Clubs	Gain/Loss of Clubs
Jul/Aug/Sep	1	0	-1	-1	0
Oct/Nov/Dec	1	0	0	0	2
Jan/Feb/Mar	1	1	-1	0	0
Apr/May/Jun	1	0	0	0	0
<b>Totals</b>	<b>4</b>	<b>1</b>	<b>-2</b>	<b>-1</b>	<b>2</b>

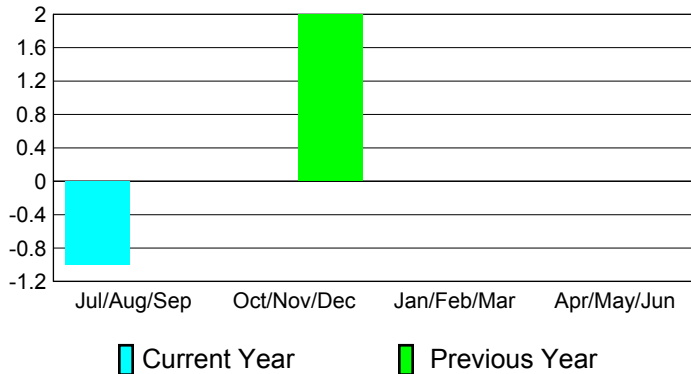
### Club Results 2010-2011

Goal, New, Dropped, Gain/Loss




### Comparison of Club Gain/Loss

Current Year Compared to the Previous Year



### YTD Status Quo Clubs 2010-2011

Status Quo Clubs Compared to Status Quo Members



## MEMBERSHIP

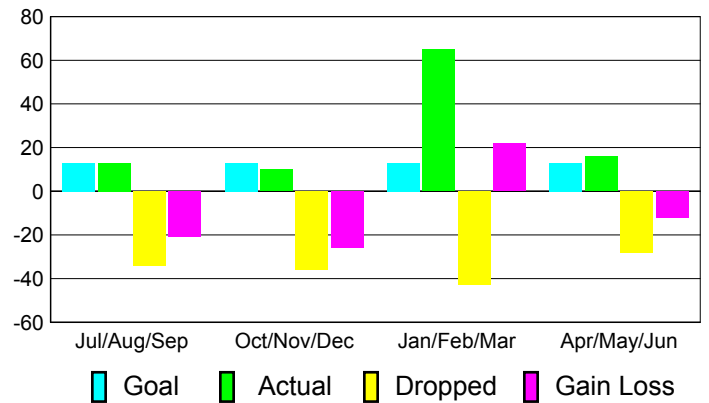
**Membership Results  
2010-2011**

**Membership  
2009-2010**

Month	Net Memb Goal	Actual New Memb	Actual Dropped Memb	Gain/Loss of Memb	Gain/Loss of Memb
Jul/Aug/Sep	13	13	-34	-21	3
Oct/Nov/Dec	13	10	-36	-26	38
Jan/Feb/Mar	13	65	-43	22	4
Apr/May/Jun	13	16	-28	-12	-19
<b>Totals</b>	<b>52</b>	<b>104</b>	<b>-141</b>	<b>-37</b>	<b>26</b>

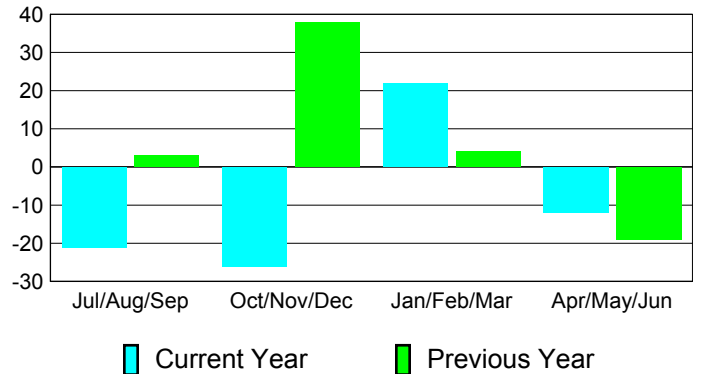
### Membership Results 2010-2011

Goal, New, Dropped, Gain/Loss

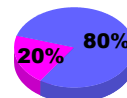


### Comparison of Membership Gain/Loss

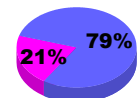
Current Year Compared to the Previous Year



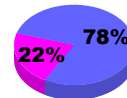
### Gender Comparison 2010-2011



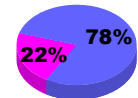
Jul/Aug/Sep



Oct/Nov/Dec



Jan/Feb/Mar



Apr/May/Jun

Male

Female



# 2010-2011 GMT Reports for District (or Undistricted) **District 13 H**

GMT: **STEVEN D SHERER**

Location: **OHIO**

GMT CA: **1**

## CLUBS

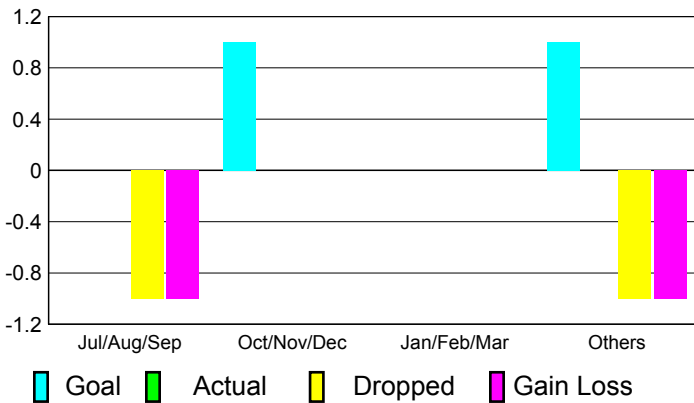
**Club Results  
2010-2011**

**Clubs  
2009-2010**

Month	New Club Goal	Actual New Clubs	Actual Dropped Clubs	Gain/Loss of Clubs	Gain/Loss of Clubs
Jul/Aug/Sep	0	0	-1	-1	0
Oct/Nov/Dec	1	0	0	0	0
Jan/Feb/Mar	0	0	0	0	0
Apr/May/June	1	0	-1	-1	0
<b>Totals</b>	<b>2</b>	<b>0</b>	<b>-2</b>	<b>-2</b>	<b>0</b>


### Club Results 2010-2011

Goal, New, Dropped, Gain/Loss




### Comparison of Club Gain/Loss

Current Year Compared to the Previous Year



### YTD Status Quo Clubs 2010-2011

Status Quo Clubs Compared to Status Quo Members



## MEMBERSHIP

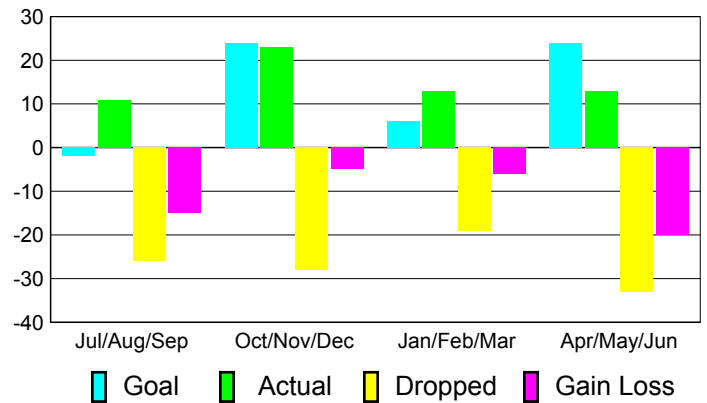
**Membership Results  
2010-2011**

**Membership  
2009-2010**

Month	Net Memb Goal	Actual New Memb	Actual Dropped Memb	Gain/Loss of Memb	Gain/Loss of Memb
Jul/Aug/Sep	-2	11	-26	-15	-5
Oct/Nov/Dec	24	23	-28	-5	-12
Jan/Feb/Mar	6	13	-19	-6	-43
Apr/May/June	24	13	-33	-20	-8
<b>Totals</b>	<b>52</b>	<b>60</b>	<b>-106</b>	<b>-46</b>	<b>-68</b>

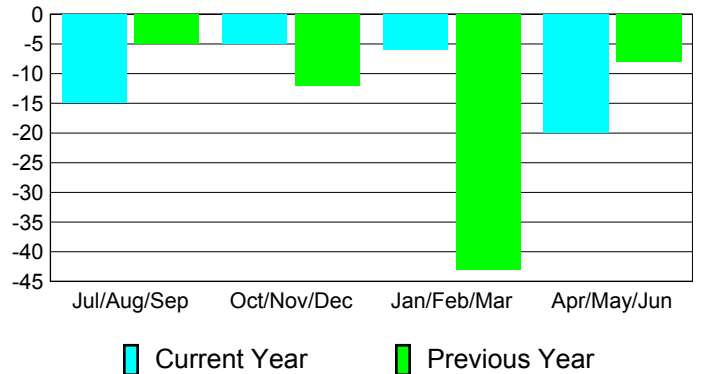
### Membership Results 2010-2011

Goal, New, Dropped, Gain/Loss

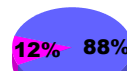


### Comparison of Membership Gain/Loss

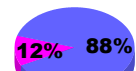
Current Year Compared to the Previous Year



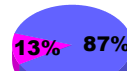
### Gender Comparison 2010-2011



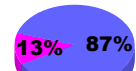
Jul/Aug/Sep



Oct/Nov/Dec



Jan/Feb/Mar



Apr/May/June

Male

Female





# 2010-2011 GMT Reports for District (or Undistricted) **District 13 J**

GMT: **STEVEN D SHERER**

Location: **OHIO**

GMT CA: **1**

## CLUBS

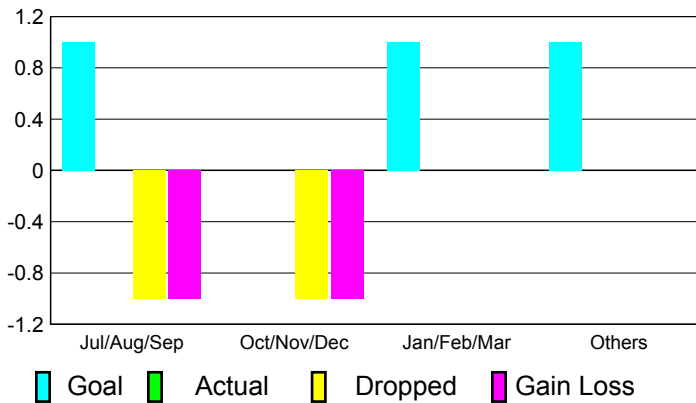
**Club Results**  
2010-2011

**Clubs**  
2009-2010

Month	New Club Goal	Actual New Clubs	Actual Dropped Clubs	Gain/Loss of Clubs	Gain/Loss of Clubs
Jul/Aug/Sep	1	0	-1	-1	0
Oct/Nov/Dec	0	0	-1	-1	0
Jan/Feb/Mar	1	0	0	0	0
Apr/May/June	1	0	0	0	0
<b>Totals</b>	<b>3</b>	<b>0</b>	<b>-2</b>	<b>-2</b>	<b>0</b>

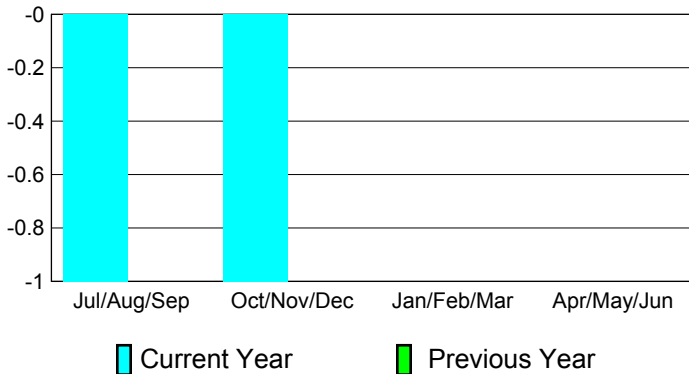
### Club Results 2010-2011

Goal, New, Dropped, Gain/Loss



### Comparison of Club Gain/Loss

Current Year Compared to the Previous Year



### YTD Status Quo Clubs 2010-2011

Status Quo Clubs Compared to Status Quo Members



## MEMBERSHIP

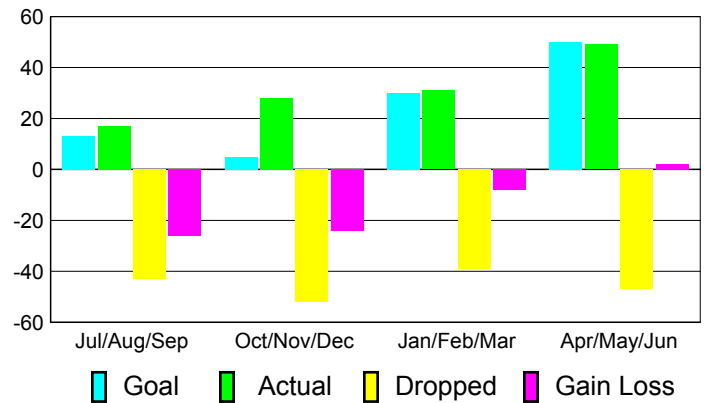
**Membership Results**  
2010-2011

**Membership**  
2009-2010

Month	Net Memb Goal	Actual New Memb	Actual Dropped Memb	Gain/Loss of Memb	Gain/Loss of Memb
Jul/Aug/Sep	13	17	-43	-26	-9
Oct/Nov/Dec	5	28	-52	-24	0
Jan/Feb/Mar	30	31	-39	-8	0
Apr/May/June	50	49	-47	2	-3
<b>Totals</b>	<b>98</b>	<b>125</b>	<b>-181</b>	<b>-56</b>	<b>-12</b>

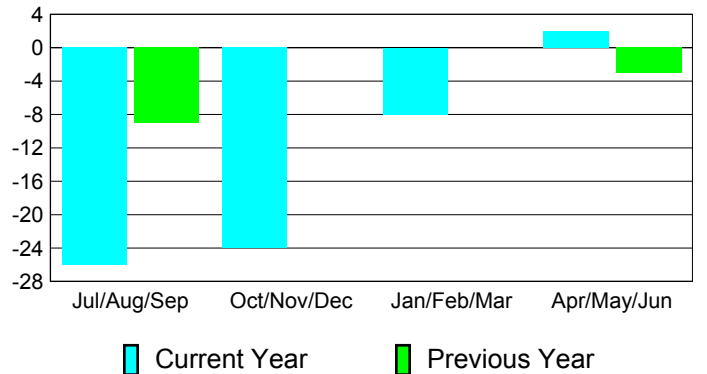
### Membership Results 2010-2011

Goal, New, Dropped, Gain/Loss

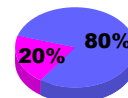


### Comparison of Membership Gain/Loss

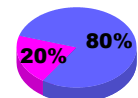
Current Year Compared to the Previous Year



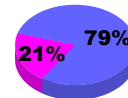
### Gender Comparison 2010-2011



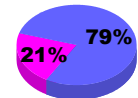
Jul/Aug/Sep



Oct/Nov/Dec



Jan/Feb/Mar



Apr/May/June

Male

Female



# 2010-2011 GMT Reports for District (or Undistricted) **District 13 K**

GMT: **STEVEN D SHERER**

Location: **OHIO**

GMT CA: **1**

## CLUBS

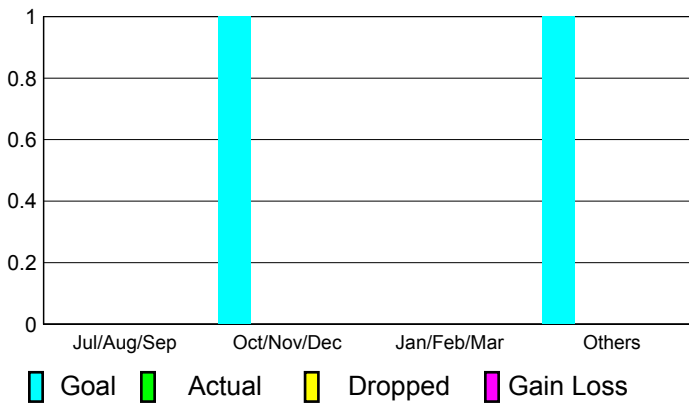
**Club Results**  
2010-2011

**Clubs**  
2009-2010

Month	New Club Goal	Actual New Clubs	Actual Dropped Clubs	Gain/Loss of Clubs	Gain/Loss of Clubs
Jul/Aug/Sep	0	0	0	0	0
Oct/Nov/Dec	1	0	0	0	1
Jan/Feb/Mar	0	0	0	0	0
Apr/May/Jun	1	0	0	0	0
<b>Totals</b>	<b>2</b>	<b>0</b>	<b>0</b>	<b>0</b>	<b>1</b>

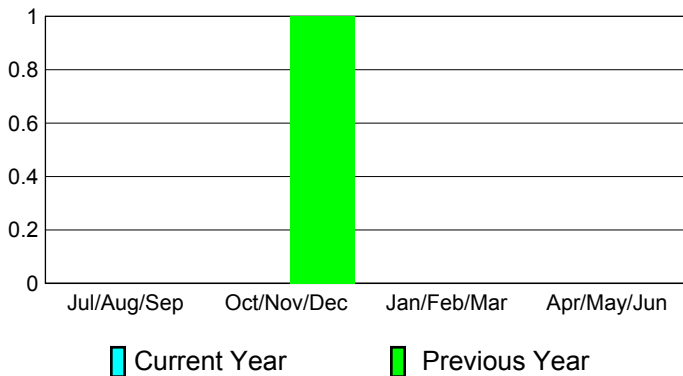
### Club Results 2010-2011

Goal, New, Dropped, Gain/Loss




### Comparison of Club Gain/Loss

Current Year Compared to the Previous Year



### YTD Status Quo Clubs 2010-2011

Status Quo Clubs Compared to Status Quo Members



## MEMBERSHIP

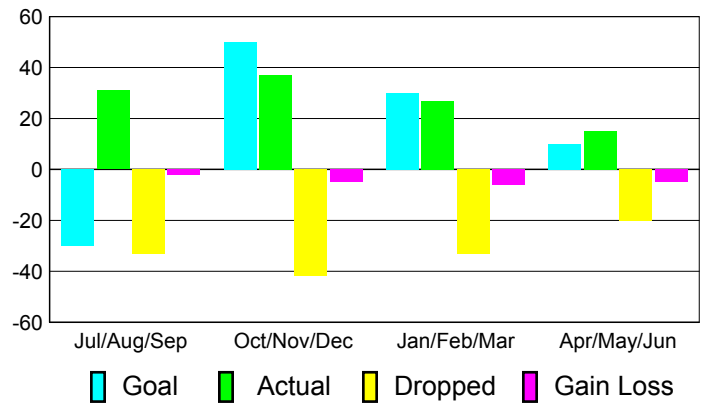
**Membership Results**  
2010-2011

**Membership**  
2009-2010

Month	Net Memb Goal	Actual New Memb	Actual Dropped Memb	Gain/Loss of Memb	Gain/Loss of Memb
Jul/Aug/Sep	-30	31	-33	-2	-29
Oct/Nov/Dec	50	37	-42	-5	27
Jan/Feb/Mar	30	27	-33	-6	-5
Apr/May/Jun	10	15	-20	-5	-12
<b>Totals</b>	<b>60</b>	<b>110</b>	<b>-128</b>	<b>-18</b>	<b>-19</b>

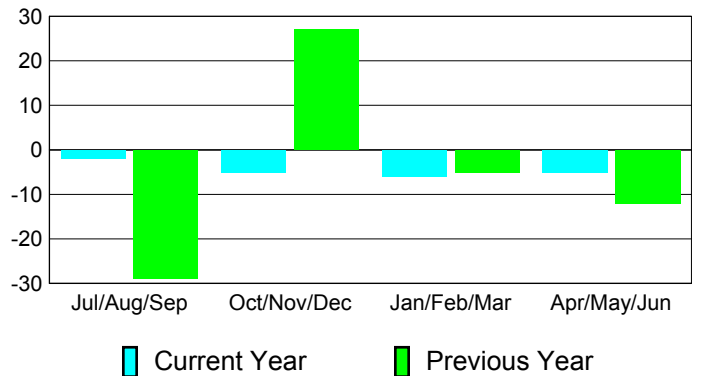
### Membership Results 2010-2011

Goal, New, Dropped, Gain/Loss

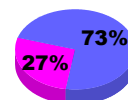


### Comparison of Membership Gain/Loss

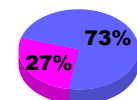
Current Year Compared to the Previous Year



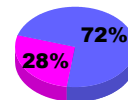
### Gender Comparison 2010-2011



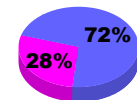
Jul/Aug/Sep



Oct/Nov/Dec



Jan/Feb/Mar



Apr/May/Jun

Male

Female



# 2010-2011 GMT Reports for District (or Undistricted) **District 14 A**

GMT: **STEVEN D SHERER**

Location: **PENNSYLVANIA**

GMT CA: **1**

## CLUBS

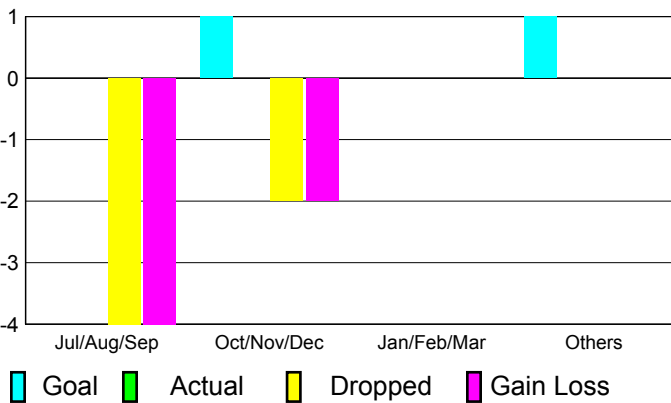
**Club Results**  
2010-2011

**Clubs**  
2009-2010

Month	New Club Goal	Actual New Clubs	Actual Dropped Clubs	Gain/Loss of Clubs	Gain/Loss of Clubs
Jul/Aug/Sep	0	0	-4	-4	0
Oct/Nov/Dec	1	0	-2	-2	0
Jan/Feb/Mar	0	0	0	0	0
Apr/May/June	1	0	0	0	0
<b>Totals</b>	<b>2</b>	<b>0</b>	<b>-6</b>	<b>-6</b>	<b>0</b>

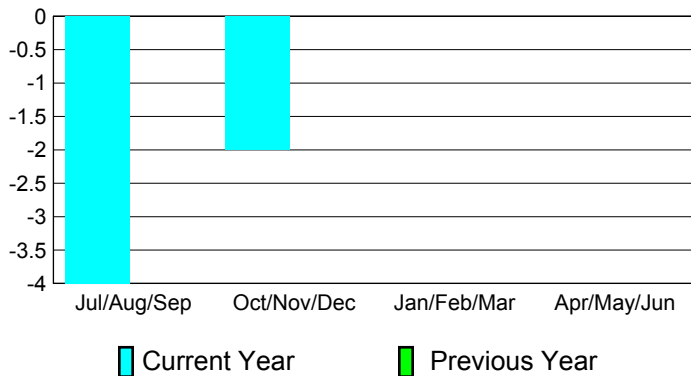
### Club Results 2010-2011

Goal, New, Dropped, Gain/Loss




### Comparison of Club Gain/Loss

Current Year Compared to the Previous Year



### YTD Status Quo Clubs 2010-2011

Status Quo Clubs Compared to Status Quo Members



## MEMBERSHIP

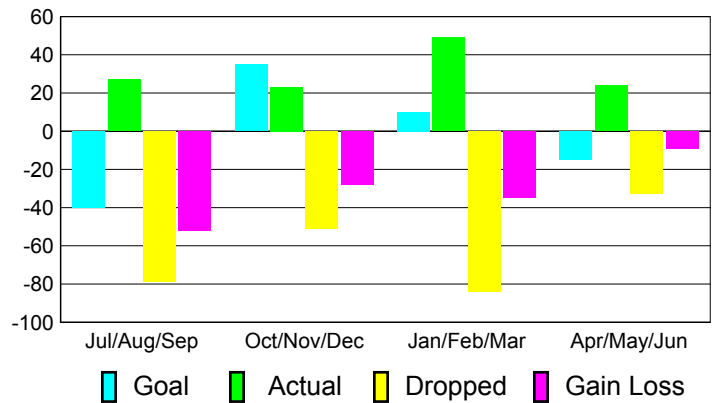
**Membership Results**  
2010-2011

**Membership**  
2009-2010

Month	Net Memb Goal	Actual New Memb	Actual Dropped Memb	Gain/Loss of Memb	Gain/Loss of Memb
Jul/Aug/Sep	-40	27	-79	-52	-11
Oct/Nov/Dec	35	23	-51	-28	-15
Jan/Feb/Mar	10	49	-84	-35	-13
Apr/May/June	-15	24	-33	-9	-10
<b>Totals</b>	<b>-10</b>	<b>123</b>	<b>-247</b>	<b>-124</b>	<b>-49</b>

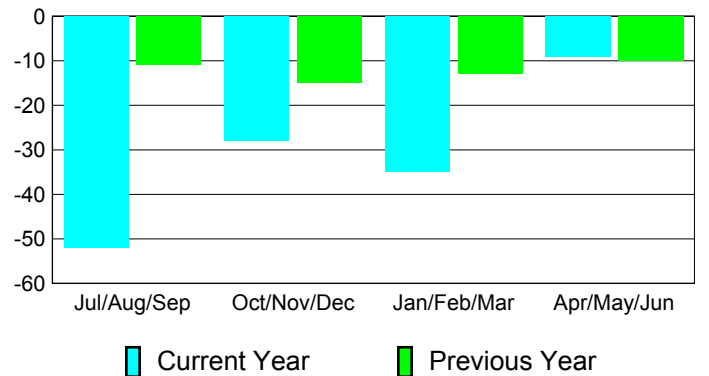
### Membership Results 2010-2011

Goal, New, Dropped, Gain/Loss

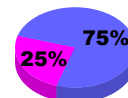


### Comparison of Membership Gain/Loss

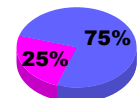
Current Year Compared to the Previous Year



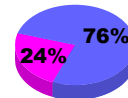
### Gender Comparison 2010-2011



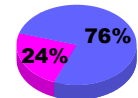
Jul/Aug/Sep



Oct/Nov/Dec



Jan/Feb/Mar



Apr/May/June

Male

Female



# 2010-2011 GMT Reports for District (or Undistricted) **District 14 B**

GMT: **STEVEN D SHERER**

Location: **PENNSYLVANIA**

GMT CA: **1**

## CLUBS

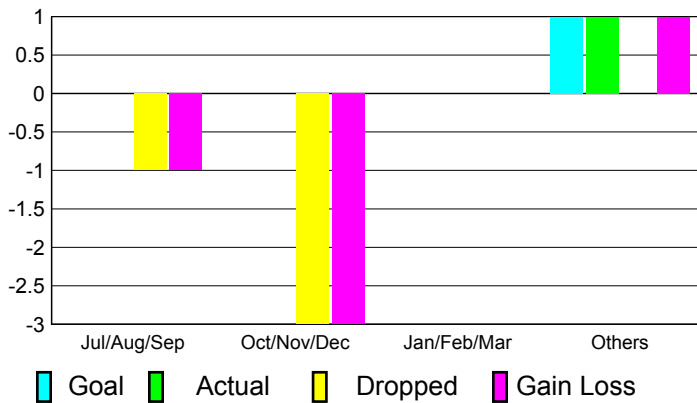
**Club Results**  
2010-2011

**Clubs**  
2009-2010

Month	New Club Goal	Actual New Clubs	Actual Dropped Clubs	Gain/Loss of Clubs	Gain/Loss of Clubs
Jul/Aug/Sep	0	0	-1	-1	0
Oct/Nov/Dec	0	0	-3	-3	0
Jan/Feb/Mar	0	0	0	0	0
Apr/May/June	1	1	0	1	0
<b>Totals</b>	<b>1</b>	<b>1</b>	<b>-4</b>	<b>-3</b>	<b>0</b>

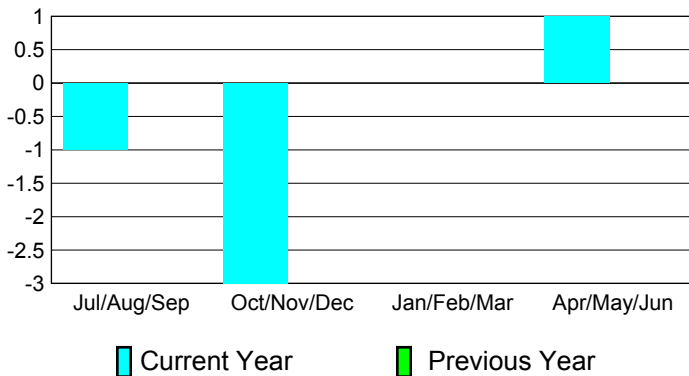
### Club Results 2010-2011

Goal, New, Dropped, Gain/Loss




### Comparison of Club Gain/Loss

Current Year Compared to the Previous Year



### YTD Status Quo Clubs 2010-2011

Status Quo Clubs Compared to Status Quo Members



## MEMBERSHIP

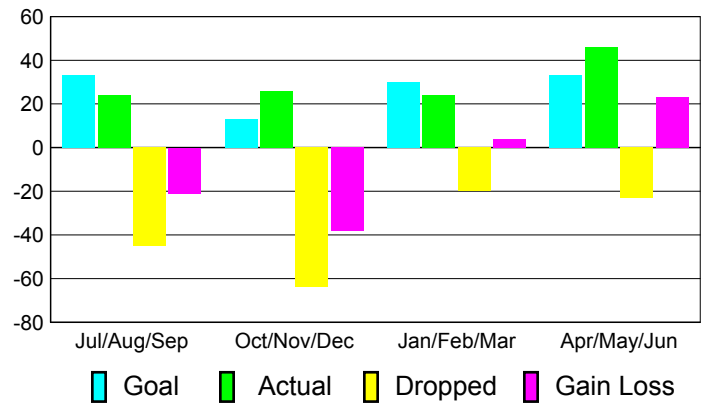
**Membership Results**  
2010-2011

**Membership**  
2009-2010

Month	Net Memb Goal	Actual New Memb	Actual Dropped Memb	Gain/Loss of Memb	Gain/Loss of Memb
Jul/Aug/Sep	33	24	-45	-21	-18
Oct/Nov/Dec	13	26	-64	-38	-21
Jan/Feb/Mar	30	24	-20	4	7
Apr/May/June	33	46	-23	23	-14
<b>Totals</b>	<b>109</b>	<b>120</b>	<b>-152</b>	<b>-32</b>	<b>-46</b>

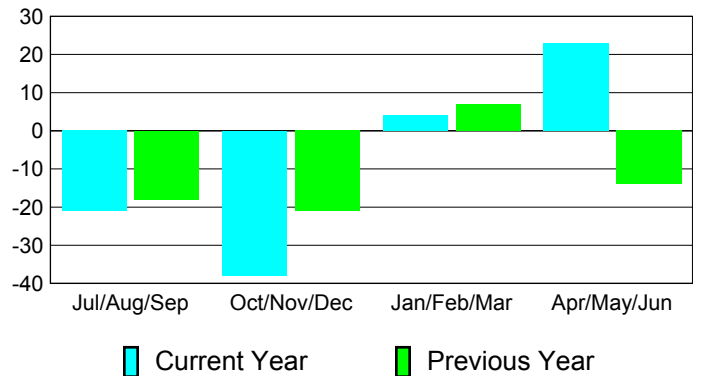
### Membership Results 2010-2011

Goal, New, Dropped, Gain/Loss

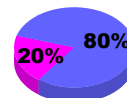


### Comparison of Membership Gain/Loss

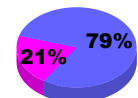
Current Year Compared to the Previous Year



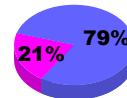
### Gender Comparison 2010-2011



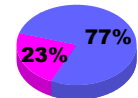
Jul/Aug/Sep



Oct/Nov/Dec



Jan/Feb/Mar



Apr/May/June

Male

Female



# 2010-2011 GMT Reports for District (or Undistricted) **District 14 C**

GMT: **STEVEN D SHERER**

Location: **PENNSYLVANIA**

GMT CA: **1**

## CLUBS

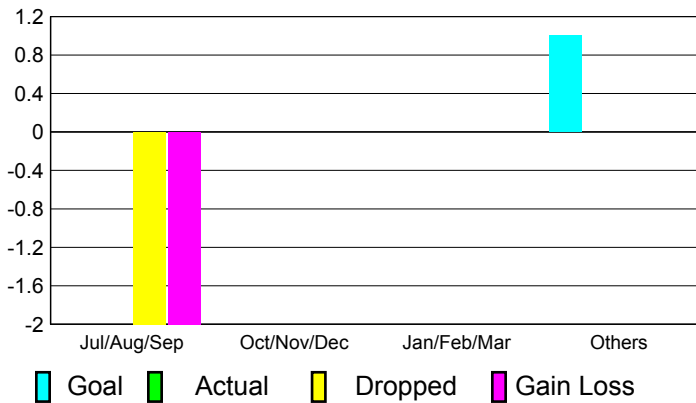
**Club Results  
2010-2011**

**Clubs  
2009-2010**

Month	New Club Goal	Actual New Clubs	Actual Dropped Clubs	Gain/Loss of Clubs	Gain/Loss of Clubs
Jul/Aug/Sep	0	0	-2	-2	0
Oct/Nov/Dec	0	0	0	0	0
Jan/Feb/Mar	0	0	0	0	0
Apr/May/June	1	0	0	0	1
<b>Totals</b>	<b>1</b>	<b>0</b>	<b>-2</b>	<b>-2</b>	<b>1</b>


### Club Results 2010-2011

Goal, New, Dropped, Gain/Loss




### Comparison of Club Gain/Loss

Current Year Compared to the Previous Year



### YTD Status Quo Clubs 2010-2011

Status Quo Clubs Compared to Status Quo Members



## MEMBERSHIP

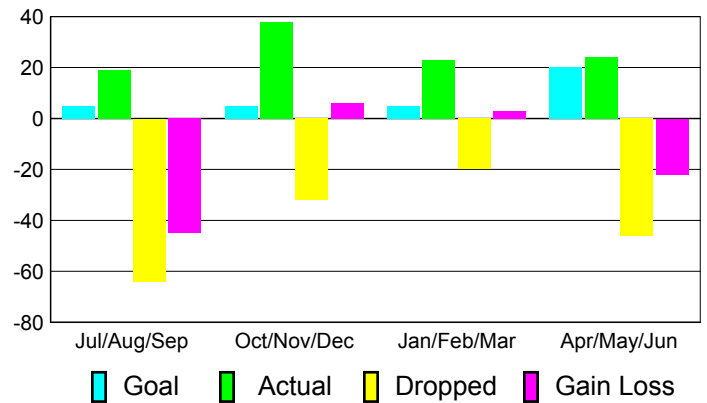
**Membership Results  
2010-2011**

**Membership  
2009-2010**

Month	Net Memb Goal	Actual New Memb	Actual Dropped Memb	Gain/Loss of Memb	Gain/Loss of Memb
Jul/Aug/Sep	5	19	-64	-45	-5
Oct/Nov/Dec	5	38	-32	6	-3
Jan/Feb/Mar	5	23	-20	3	-7
Apr/May/June	20	24	-46	-22	16
<b>Totals</b>	<b>35</b>	<b>104</b>	<b>-162</b>	<b>-58</b>	<b>1</b>

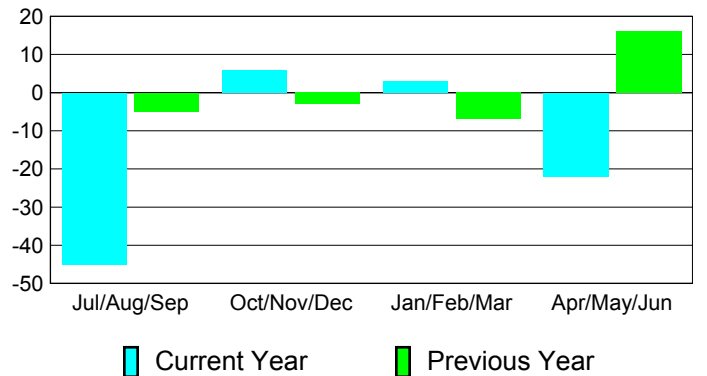
### Membership Results 2010-2011

Goal, New, Dropped, Gain/Loss

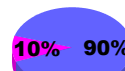


### Comparison of Membership Gain/Loss

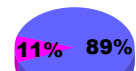
Current Year Compared to the Previous Year



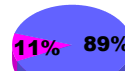
### Gender Comparison 2010-2011



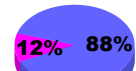
Jul/Aug/Sep



Oct/Nov/Dec



Jan/Feb/Mar



Apr/May/June

Male

Female



# 2010-2011 GMT Reports for District (or Undistricted) **District 14 D**

GMT: **STEVEN D SHERER**

Location: **PENNSYLVANIA**

GMT CA: **1**

## CLUBS

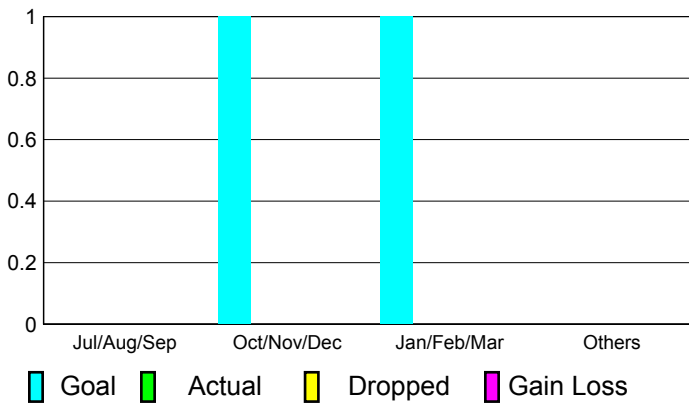
**Club Results**  
2010-2011

**Clubs**  
2009-2010

Month	New Club Goal	Actual New Clubs	Actual Dropped Clubs	Gain/Loss of Clubs	Gain/Loss of Clubs
Jul/Aug/Sep	0	0	0	0	0
Oct/Nov/Dec	1	0	0	0	0
Jan/Feb/Mar	1	0	0	0	0
Apr/May/Jun	0	0	0	0	0
<b>Totals</b>	<b>2</b>	<b>0</b>	<b>0</b>	<b>0</b>	<b>0</b>

### Club Results 2010-2011

Goal, New, Dropped, Gain/Loss



## MEMBERSHIP

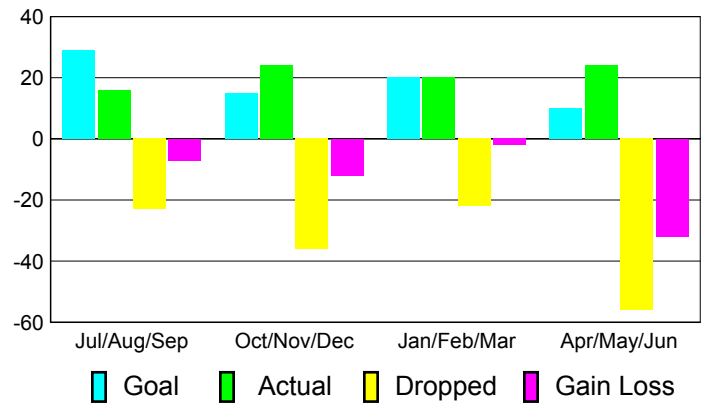
**Membership Results**  
2010-2011

**Membership**  
2009-2010

Month	Net Memb Goal	Actual New Memb	Actual Dropped Memb	Gain/Loss of Memb	Gain/Loss of Memb
Jul/Aug/Sep	29	16	-23	-7	-7
Oct/Nov/Dec	15	24	-36	-12	-25
Jan/Feb/Mar	20	20	-22	-2	14
Apr/May/Jun	10	24	-56	-32	-22
<b>Totals</b>	<b>74</b>	<b>84</b>	<b>-137</b>	<b>-53</b>	<b>-40</b>


### Membership Results 2010-2011

Goal, New, Dropped, Gain/Loss



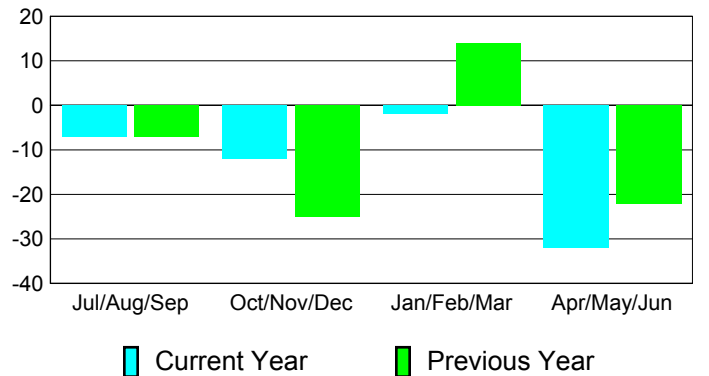
### Comparison of Club Gain/Loss

Current Year Compared to the Previous Year




### Comparison of Membership Gain/Loss

Current Year Compared to the Previous Year

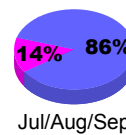


### YTD Status Quo Clubs 2010-2011

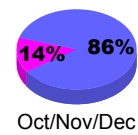
Status Quo Clubs Compared to Status Quo Members



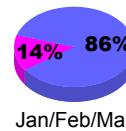
### Gender Comparison 2010-2011



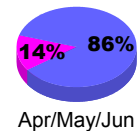
Jul/Aug/Sep



Oct/Nov/Dec



Jan/Feb/Mar



Apr/May/Jun

Male

Female



# 2010-2011 GMT Reports for District (or Undistricted) **District 14 E**

GMT: **STEVEN D SHERER**

Location: **PENNSYLVANIA**

GMT CA: **1**

## CLUBS

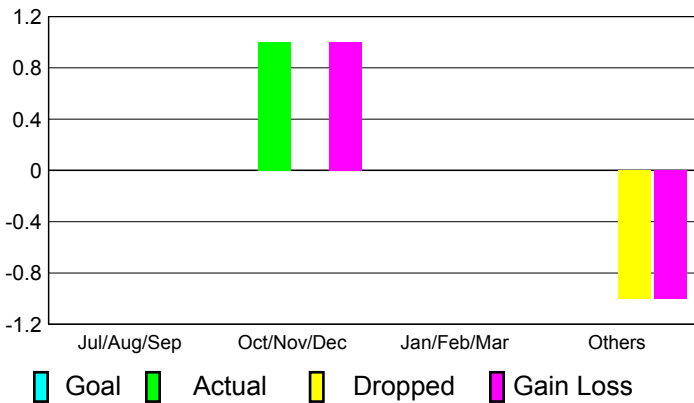
**Club Results**  
2010-2011

**Clubs**  
2009-2010

Month	New Club Goal	Actual New Clubs	Actual Dropped Clubs	Gain/Loss of Clubs	Gain/Loss of Clubs
Jul/Aug/Sep	0	0	0	0	0
Oct/Nov/Dec	0	1	0	1	0
Jan/Feb/Mar	0	0	0	0	1
Apr/May/Jun	0	0	-1	-1	0
<b>Totals</b>	<b>0</b>	<b>1</b>	<b>-1</b>	<b>0</b>	<b>1</b>

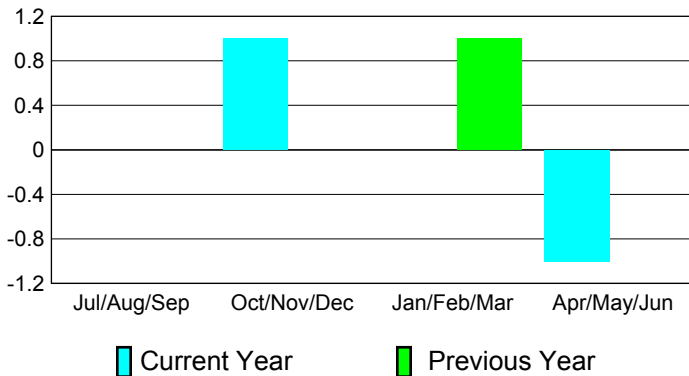
### Club Results 2010-2011

Goal, New, Dropped, Gain/Loss




### Comparison of Club Gain/Loss

Current Year Compared to the Previous Year



### YTD Status Quo Clubs 2010-2011

Status Quo Clubs Compared to Status Quo Members



## MEMBERSHIP

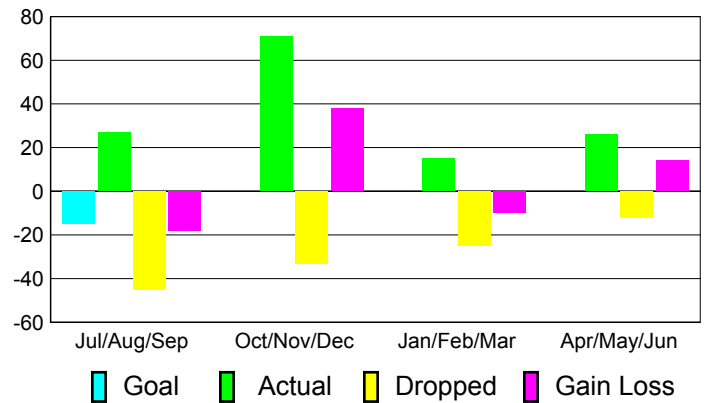
**Membership Results**  
2010-2011

**Membership**  
2009-2010

Month	Net Memb Goal	Actual New Memb	Actual Dropped Memb	Gain/Loss of Memb	Gain/Loss of Memb
Jul/Aug/Sep	-15	27	-45	-18	-9
Oct/Nov/Dec	0	71	-33	38	8
Jan/Feb/Mar	0	15	-25	-10	19
Apr/May/Jun	0	26	-12	14	45
<b>Totals</b>	<b>-15</b>	<b>139</b>	<b>-115</b>	<b>24</b>	<b>63</b>

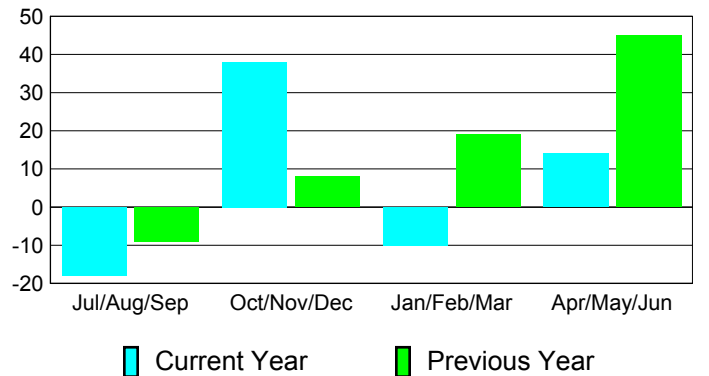
### Membership Results 2010-2011

Goal, New, Dropped, Gain/Loss

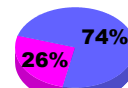


### Comparison of Membership Gain/Loss

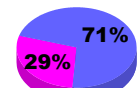
Current Year Compared to the Previous Year



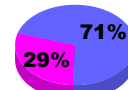
### Gender Comparison 2010-2011



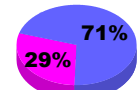
Jul/Aug/Sep



Oct/Nov/Dec



Jan/Feb/Mar



Apr/May/Jun

Male

Female



# 2010-2011 GMT Reports for District (or Undistricted) **District 14 F**

GMT: **STEVEN D SHERER**

Location: **PENNSYLVANIA**

GMT CA: **1**

## CLUBS

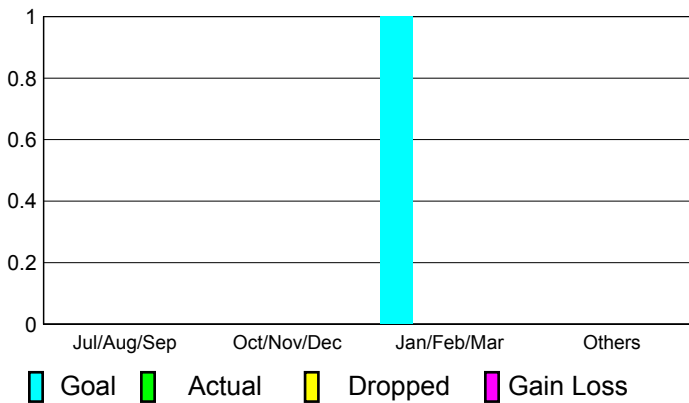
**Club Results  
2010-2011**

**Clubs  
2009-2010**

Month	New Club Goal	Actual New Clubs	Actual Dropped Clubs	Gain/Loss of Clubs	Gain/Loss of Clubs
Jul/Aug/Sep	0	0	0	0	0
Oct/Nov/Dec	0	0	0	0	0
Jan/Feb/Mar	1	0	0	0	1
Apr/May/Jun	0	0	0	0	0
<b>Totals</b>	<b>1</b>	<b>0</b>	<b>0</b>	<b>0</b>	<b>1</b>

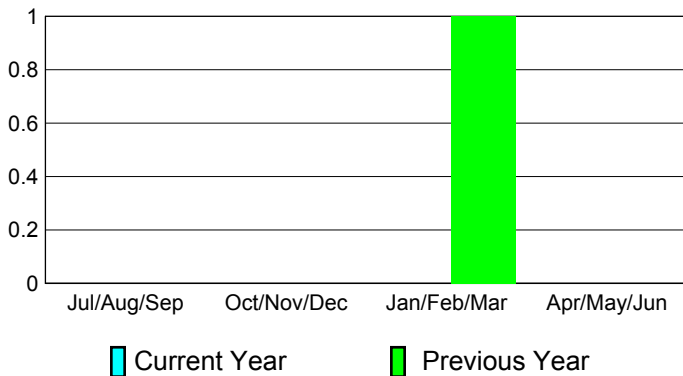
### Club Results 2010-2011

Goal, New, Dropped, Gain/Loss




### Comparison of Club Gain/Loss

Current Year Compared to the Previous Year



### YTD Status Quo Clubs 2010-2011

Status Quo Clubs Compared to Status Quo Members



## MEMBERSHIP

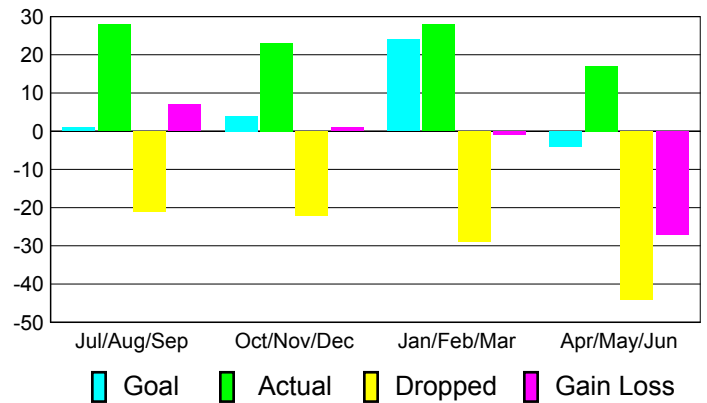
**Membership Results  
2010-2011**

**Membership  
2009-2010**

Month	Net Memb Goal	Actual New Memb	Actual Dropped Memb	Gain/Loss of Memb	Gain/Loss of Memb
Jul/Aug/Sep	1	28	-21	7	-10
Oct/Nov/Dec	4	23	-22	1	-9
Jan/Feb/Mar	24	28	-29	-1	15
Apr/May/Jun	-4	17	-44	-27	-19
<b>Totals</b>	<b>25</b>	<b>96</b>	<b>-116</b>	<b>-20</b>	<b>-23</b>

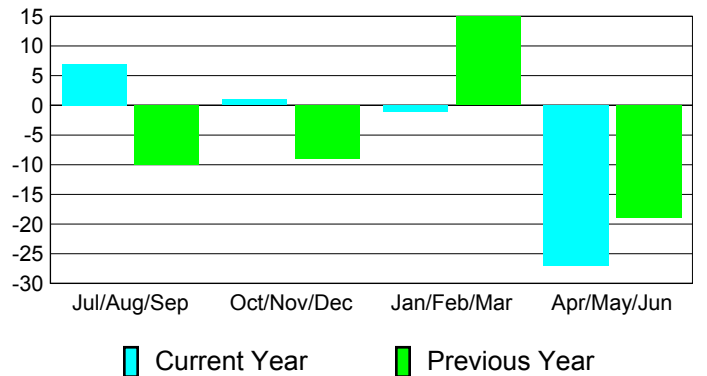
### Membership Results 2010-2011

Goal, New, Dropped, Gain/Loss

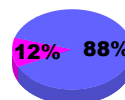


### Comparison of Membership Gain/Loss

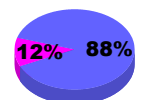
Current Year Compared to the Previous Year



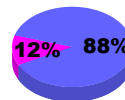
### Gender Comparison 2010-2011



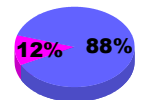
Jul/Aug/Sep



Oct/Nov/Dec



Jan/Feb/Mar



Apr/May/Jun

Male

Female





# 2010-2011 GMT Reports for District (or Undistricted) **District 14 G**

GMT: **STEVEN D SHERER**

Location: **PENNSYLVANIA**

GMT CA: **1**

## CLUBS

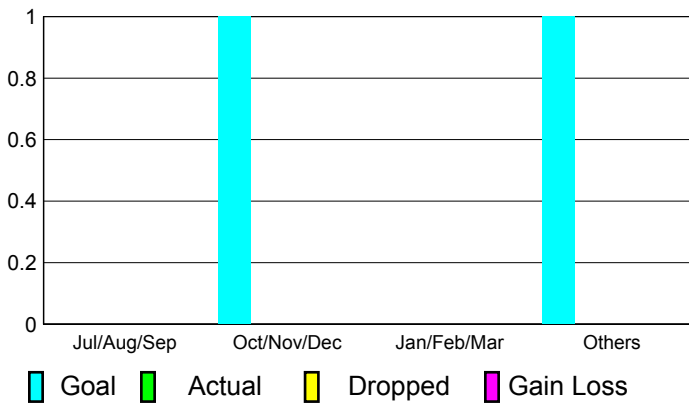
**Club Results  
2010-2011**

**Clubs  
2009-2010**

Month	New Club Goal	Actual New Clubs	Actual Dropped Clubs	Gain/Loss of Clubs	Gain/Loss of Clubs
Jul/Aug/Sep	0	0	0	0	0
Oct/Nov/Dec	1	0	0	0	0
Jan/Feb/Mar	0	0	0	0	2
Apr/May/June	1	0	0	0	0
<b>Totals</b>	<b>2</b>	<b>0</b>	<b>0</b>	<b>0</b>	<b>2</b>

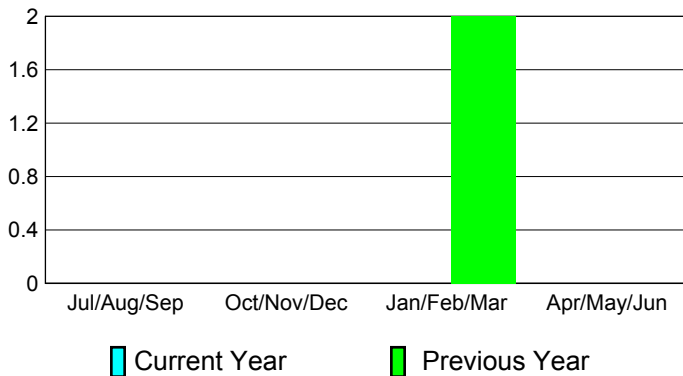
### Club Results 2010-2011

Goal, New, Dropped, Gain/Loss



### Comparison of Club Gain/Loss

Current Year Compared to the Previous Year



### YTD Status Quo Clubs 2010-2011

Status Quo Clubs Compared to Status Quo Members



## MEMBERSHIP

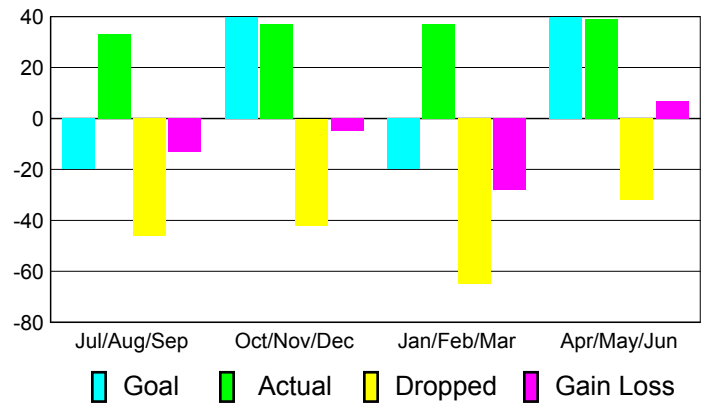
**Membership Results  
2010-2011**

**Membership  
2009-2010**

Month	Net Memb Goal	Actual New Memb	Actual Dropped Memb	Gain/Loss of Memb	Gain/Loss of Memb
Jul/Aug/Sep	-20	33	-46	-13	-8
Oct/Nov/Dec	40	37	-42	-5	10
Jan/Feb/Mar	-20	37	-65	-28	29
Apr/May/June	40	39	-32	7	-5
<b>Totals</b>	<b>40</b>	<b>146</b>	<b>-185</b>	<b>-39</b>	<b>26</b>

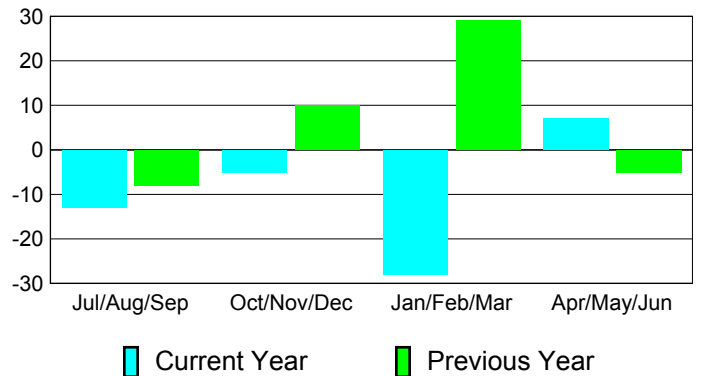
### Membership Results 2010-2011

Goal, New, Dropped, Gain/Loss

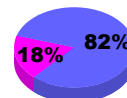


### Comparison of Membership Gain/Loss

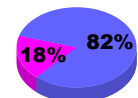
Current Year Compared to the Previous Year



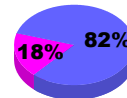
### Gender Comparison 2010-2011



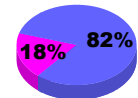
Jul/Aug/Sep



Oct/Nov/Dec



Jan/Feb/Mar



Apr/May/June

Male

Female



# 2010-2011 GMT Reports for District (or Undistricted) **District 14 H**

GMT: **STEVEN D SHERER**

Location: **PENNSYLVANIA**

GMT CA: **1**

## CLUBS

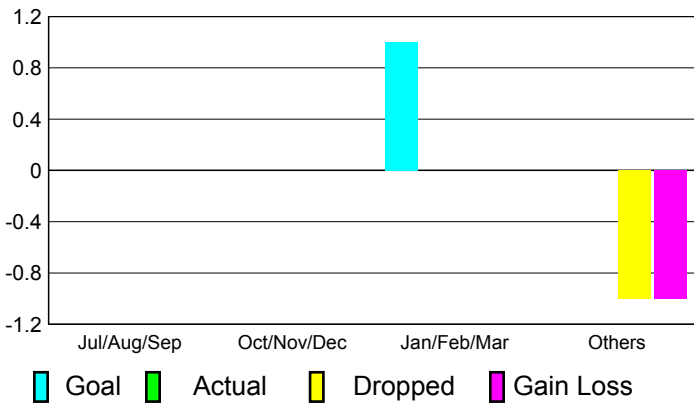
**Club Results  
2010-2011**

**Clubs  
2009-2010**

Month	New Club Goal	Actual New Clubs	Actual Dropped Clubs	Gain/Loss of Clubs	Gain/Loss of Clubs
Jul/Aug/Sep	0	0	0	0	0
Oct/Nov/Dec	0	0	0	0	0
Jan/Feb/Mar	1	0	0	0	1
Apr/May/Jun	0	0	-1	-1	0
<b>Totals</b>	<b>1</b>	<b>0</b>	<b>-1</b>	<b>-1</b>	<b>1</b>

### Club Results 2010-2011

Goal, New, Dropped, Gain/Loss



## MEMBERSHIP

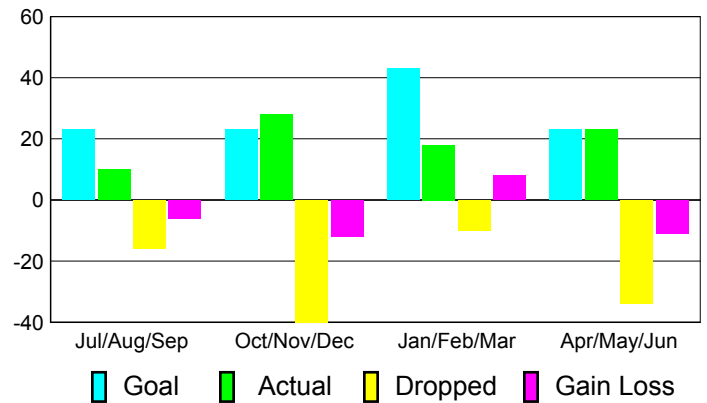
**Membership Results  
2010-2011**

**Membership  
2009-2010**

Month	Net Memb Goal	Actual New Memb	Actual Dropped Memb	Gain/Loss of Memb	Gain/Loss of Memb
Jul/Aug/Sep	23	10	-16	-6	-4
Oct/Nov/Dec	23	28	-40	-12	-2
Jan/Feb/Mar	43	18	-10	8	16
Apr/May/Jun	23	23	-34	-11	18
<b>Totals</b>	<b>112</b>	<b>79</b>	<b>-100</b>	<b>-21</b>	<b>28</b>

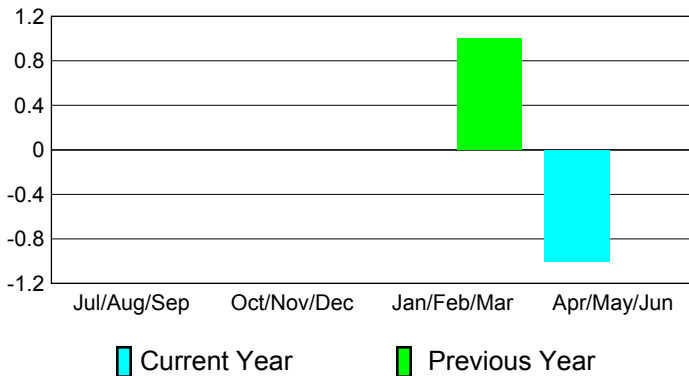
### Membership Results 2010-2011

Goal, New, Dropped, Gain/Loss



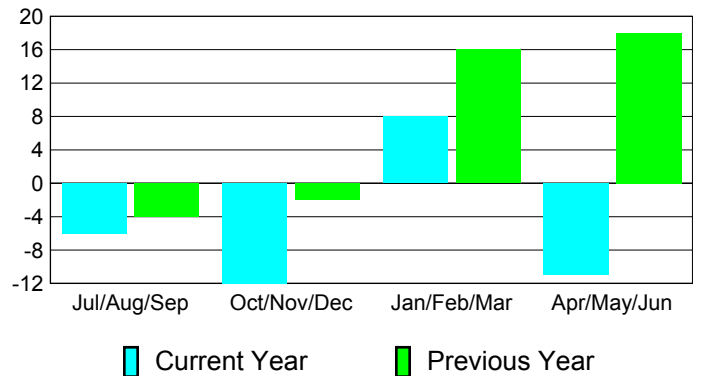
### Comparison of Club Gain/Loss

Current Year Compared to the Previous Year




### Comparison of Membership Gain/Loss

Current Year Compared to the Previous Year

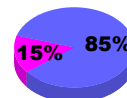


### YTD Status Quo Clubs 2010-2011

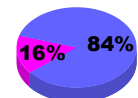
Status Quo Clubs Compared to Status Quo Members



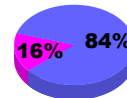
### Gender Comparison 2010-2011



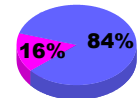
Jul/Aug/Sep



Oct/Nov/Dec



Jan/Feb/Mar



Apr/May/Jun

Male

Female



# 2010-2011 GMT Reports for District (or Undistricted) **District 14 J**

GMT: **STEVEN D SHERER**

Location: **PENNSYLVANIA**

GMT CA: **1**

## CLUBS

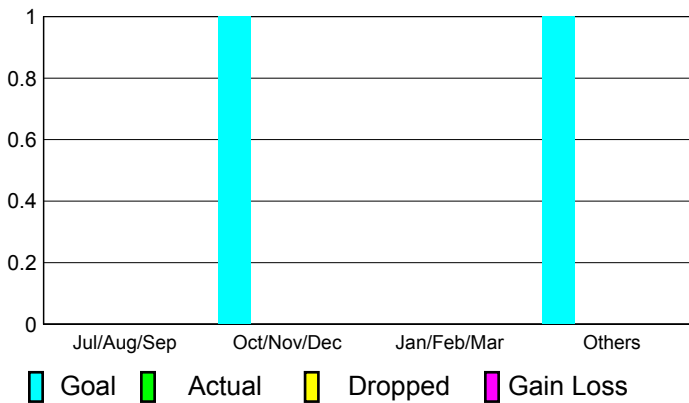
**Club Results  
2010-2011**

**Clubs  
2009-2010**

Month	New Club Goal	Actual New Clubs	Actual Dropped Clubs	Gain/Loss of Clubs	Gain/Loss of Clubs
Jul/Aug/Sep	0	0	0	0	0
Oct/Nov/Dec	1	0	0	0	0
Jan/Feb/Mar	0	0	0	0	0
Apr/May/June	1	0	0	0	0
<b>Totals</b>	<b>2</b>	<b>0</b>	<b>0</b>	<b>0</b>	<b>0</b>


### Club Results 2010-2011

Goal, New, Dropped, Gain/Loss




### Comparison of Club Gain/Loss

Current Year Compared to the Previous Year



### YTD Status Quo Clubs 2010-2011

Status Quo Clubs Compared to Status Quo Members



## MEMBERSHIP

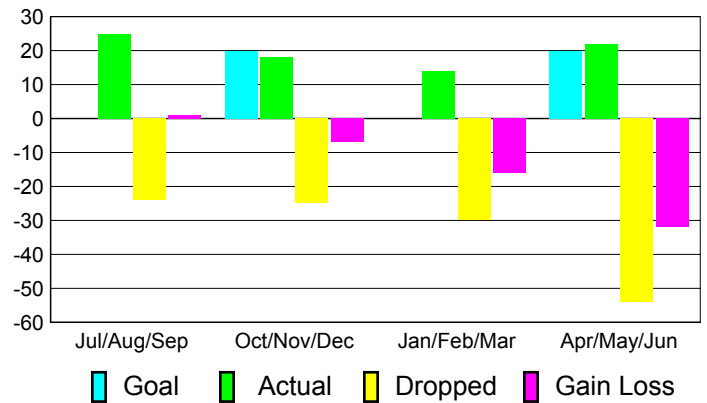
**Membership Results  
2010-2011**

**Membership  
2009-2010**

Month	Net Memb Goal	Actual New Memb	Actual Dropped Memb	Gain/Loss of Memb	Gain/Loss of Memb
Jul/Aug/Sep	0	25	-24	1	-10
Oct/Nov/Dec	20	18	-25	-7	1
Jan/Feb/Mar	0	14	-30	-16	-23
Apr/May/June	20	22	-54	-32	-11
<b>Totals</b>	<b>40</b>	<b>79</b>	<b>-133</b>	<b>-54</b>	<b>-43</b>

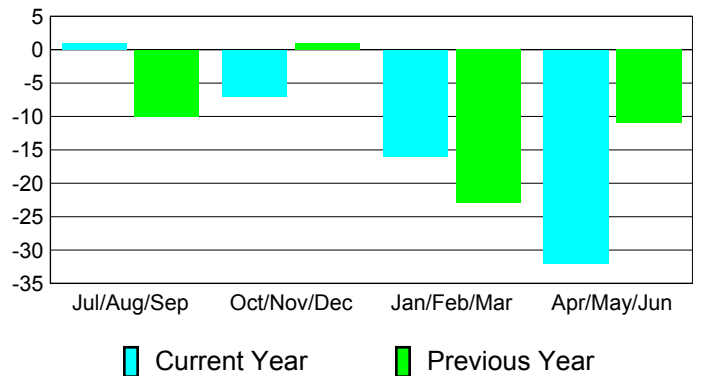
### Membership Results 2010-2011

Goal, New, Dropped, Gain/Loss

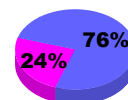


### Comparison of Membership Gain/Loss

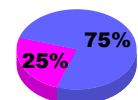
Current Year Compared to the Previous Year



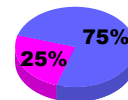
### Gender Comparison 2010-2011



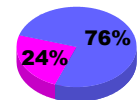
Jul/Aug/Sep



Oct/Nov/Dec



Jan/Feb/Mar



Apr/May/June

Male

Female



# 2010-2011 GMT Reports for District (or Undistricted) **District 14 K**

GMT: **STEVEN D SHERER**

Location: **PENNSYLVANIA**

GMT CA: **1**

## CLUBS

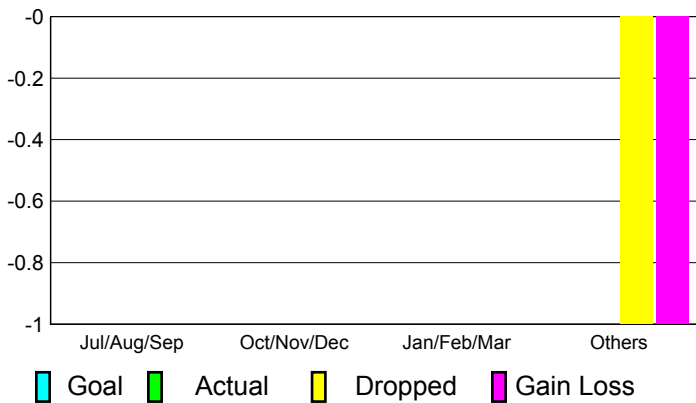
**Club Results  
2010-2011**

**Clubs  
2009-2010**

Month	New Club Goal	Actual New Clubs	Actual Dropped Clubs	Gain/Loss of Clubs	Gain/Loss of Clubs
Jul/Aug/Sep	0	0	0	0	0
Oct/Nov/Dec	0	0	0	0	0
Jan/Feb/Mar	0	0	0	0	0
Apr/May/June	0	0	-1	-1	0
<b>Totals</b>	<b>0</b>	<b>0</b>	<b>-1</b>	<b>-1</b>	<b>0</b>

### Club Results 2010-2011

Goal, New, Dropped, Gain/Loss



## MEMBERSHIP

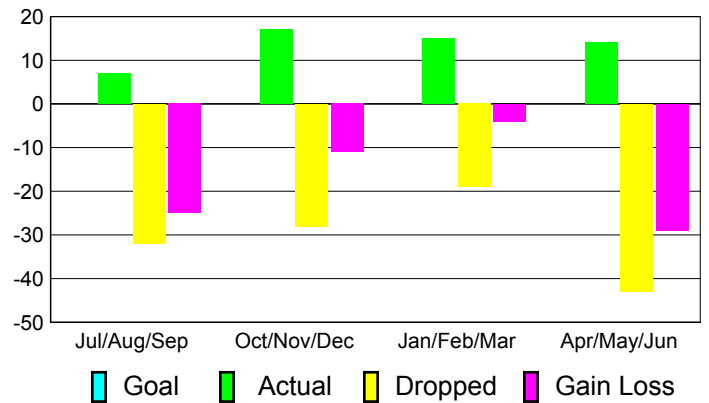
**Membership Results  
2010-2011**

**Membership  
2009-2010**

Month	Net Memb Goal	Actual New Memb	Actual Dropped Memb	Gain/Loss of Memb	Gain/Loss of Memb
Jul/Aug/Sep	0	7	-32	-25	-24
Oct/Nov/Dec	0	17	-28	-11	2
Jan/Feb/Mar	0	15	-19	-4	2
Apr/May/June	0	14	-43	-29	-7
<b>Totals</b>	<b>0</b>	<b>53</b>	<b>-122</b>	<b>-69</b>	<b>-27</b>


### Membership Results 2010-2011

Goal, New, Dropped, Gain/Loss



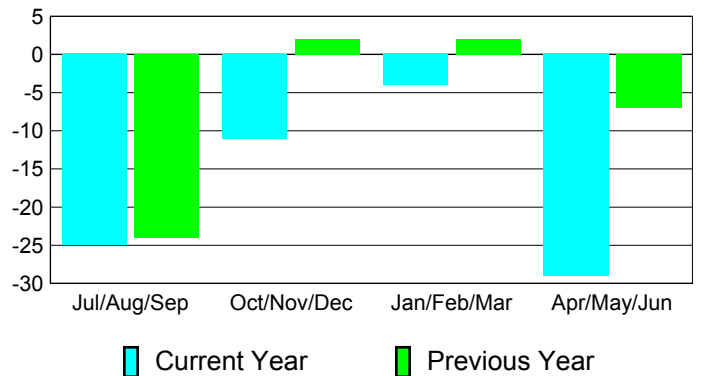
### Comparison of Club Gain/Loss

Current Year Compared to the Previous Year




### Comparison of Membership Gain/Loss

Current Year Compared to the Previous Year

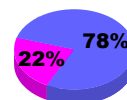


### YTD Status Quo Clubs 2010-2011

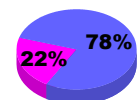
Status Quo Clubs Compared to Status Quo Members



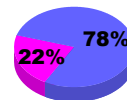
### Gender Comparison 2010-2011



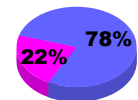
Jul/Aug/Sep



Oct/Nov/Dec



Jan/Feb/Mar



Apr/May/June

Male

Female



# 2010-2011 GMT Reports for District (or Undistricted) **District 14 L**

GMT: **STEVEN D SHERER**

Location: **PENNSYLVANIA**

GMT CA: **1**

## CLUBS

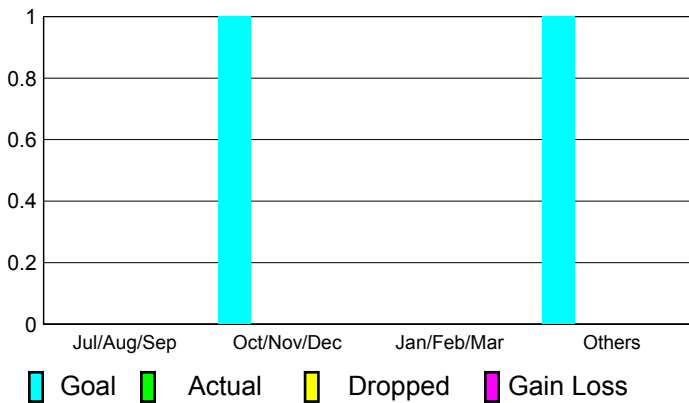
**Club Results  
2010-2011**

**Clubs  
2009-2010**

Month	New Club Goal	Actual New Clubs	Actual Dropped Clubs	Gain/Loss of Clubs	Gain/Loss of Clubs
Jul/Aug/Sep	0	0	0	0	0
Oct/Nov/Dec	1	0	0	0	0
Jan/Feb/Mar	0	0	0	0	1
Apr/May/Jun	1	0	0	0	0
<b>Totals</b>	<b>2</b>	<b>0</b>	<b>0</b>	<b>0</b>	<b>1</b>

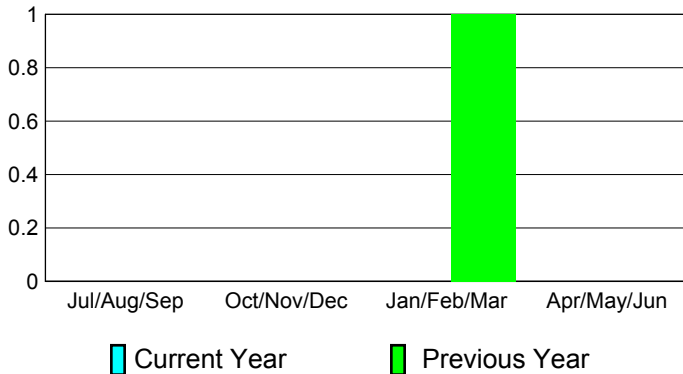
### Club Results 2010-2011

Goal, New, Dropped, Gain/Loss




### Comparison of Club Gain/Loss

Current Year Compared to the Previous Year



### YTD Status Quo Clubs 2010-2011

Status Quo Clubs Compared to Status Quo Members



## MEMBERSHIP

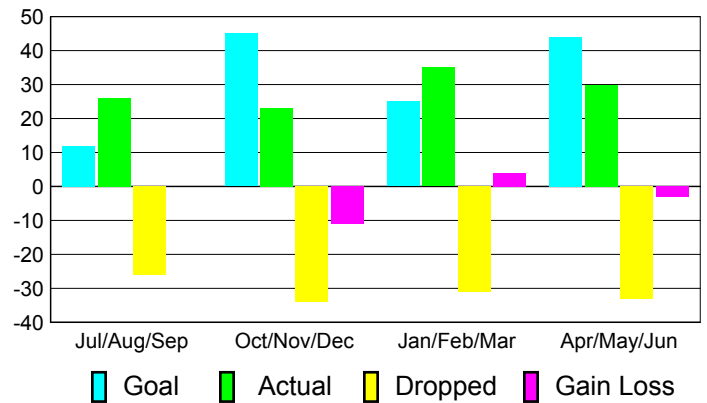
**Membership Results  
2010-2011**

**Membership  
2009-2010**

Month	Net Memb Goal	Actual New Memb	Actual Dropped Memb	Gain/Loss of Memb	Gain/Loss of Memb
Jul/Aug/Sep	12	26	-26	0	-5
Oct/Nov/Dec	45	23	-34	-11	-3
Jan/Feb/Mar	25	35	-31	4	6
Apr/May/Jun	44	30	-33	-3	-25
<b>Totals</b>	<b>126</b>	<b>114</b>	<b>-124</b>	<b>-10</b>	<b>-27</b>

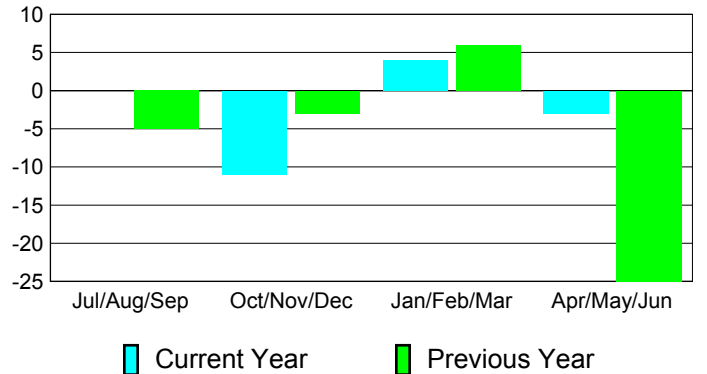
### Membership Results 2010-2011

Goal, New, Dropped, Gain/Loss

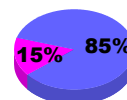


### Comparison of Membership Gain/Loss

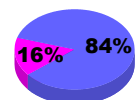
Current Year Compared to the Previous Year



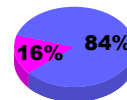
### Gender Comparison 2010-2011



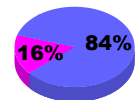
Jul/Aug/Sep



Oct/Nov/Dec



Jan/Feb/Mar



Apr/May/Jun

Male

Female



# 2010-2011 GMT Reports for District (or Undistricted) **District 14 M**

GMT: **STEVEN D SHERER**

Location: **PENNSYLVANIA**

GMT CA: **1**

## CLUBS

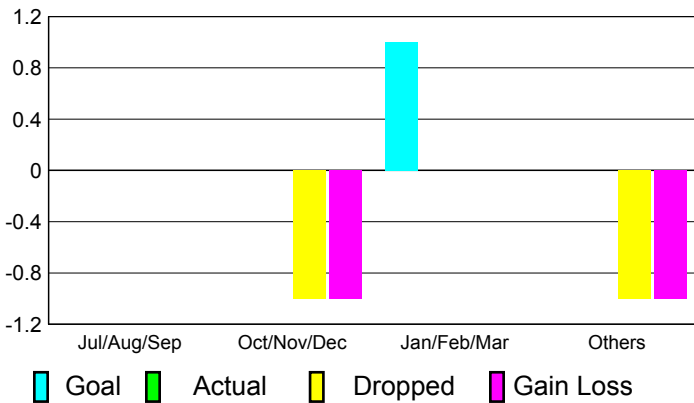
**Club Results  
2010-2011**

**Clubs  
2009-2010**

Month	New Club Goal	Actual New Clubs	Actual Dropped Clubs	Gain/Loss of Clubs	Gain/Loss of Clubs
Jul/Aug/Sep	0	0	0	0	0
Oct/Nov/Dec	0	0	-1	-1	0
Jan/Feb/Mar	1	0	0	0	1
Apr/May/June	0	0	-1	-1	0
<b>Totals</b>	<b>1</b>	<b>0</b>	<b>-2</b>	<b>-2</b>	<b>1</b>

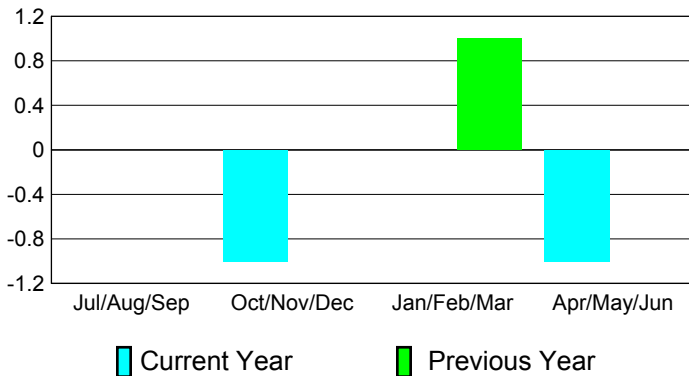
### Club Results 2010-2011

Goal, New, Dropped, Gain/Loss




### Comparison of Club Gain/Loss

Current Year Compared to the Previous Year



### YTD Status Quo Clubs 2010-2011

Status Quo Clubs Compared to Status Quo Members



## MEMBERSHIP

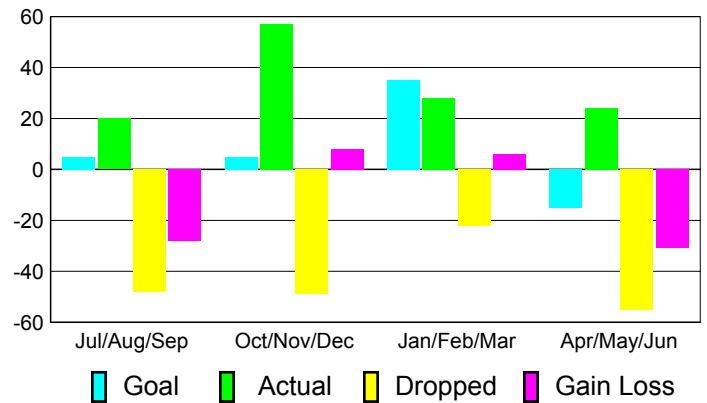
**Membership Results  
2010-2011**

**Membership  
2009-2010**

Month	Net Memb Goal	Actual New Memb	Actual Dropped Memb	Gain/Loss of Memb	Gain/Loss of Memb
Jul/Aug/Sep	5	20	-48	-28	-12
Oct/Nov/Dec	5	57	-49	8	-5
Jan/Feb/Mar	35	28	-22	6	14
Apr/May/June	-15	24	-55	-31	-34
<b>Totals</b>	<b>30</b>	<b>129</b>	<b>-174</b>	<b>-45</b>	<b>-37</b>

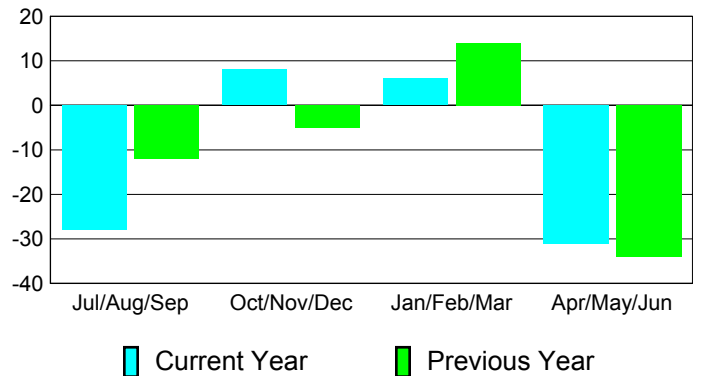
### Membership Results 2010-2011

Goal, New, Dropped, Gain/Loss

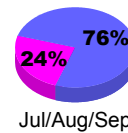


### Comparison of Membership Gain/Loss

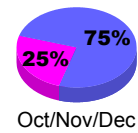
Current Year Compared to the Previous Year



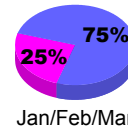
### Gender Comparison 2010-2011



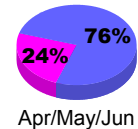
Jul/Aug/Sep



Oct/Nov/Dec



Jan/Feb/Mar



Apr/May/June

Male

Female



# 2010-2011 GMT Reports for District (or Undistricted) **District 14 N**

GMT: **STEVEN D SHERER**

Location: **PENNSYLVANIA**

GMT CA: **1**

## CLUBS

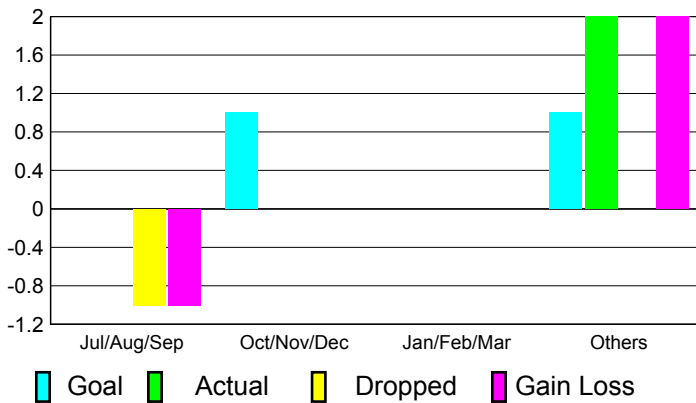
**Club Results  
2010-2011**

**Clubs  
2009-2010**

Month	New Club Goal	Actual New Clubs	Actual Dropped Clubs	Gain/Loss of Clubs	Gain/Loss of Clubs
Jul/Aug/Sep	0	0	-1	-1	0
Oct/Nov/Dec	1	0	0	0	0
Jan/Feb/Mar	0	0	0	0	0
Apr/May/June	1	2	0	2	0
<b>Totals</b>	<b>2</b>	<b>2</b>	<b>-1</b>	<b>1</b>	<b>0</b>


### Club Results 2010-2011

Goal, New, Dropped, Gain/Loss




### Comparison of Club Gain/Loss

Current Year Compared to the Previous Year



### YTD Status Quo Clubs 2010-2011

Status Quo Clubs Compared to Status Quo Members



## MEMBERSHIP

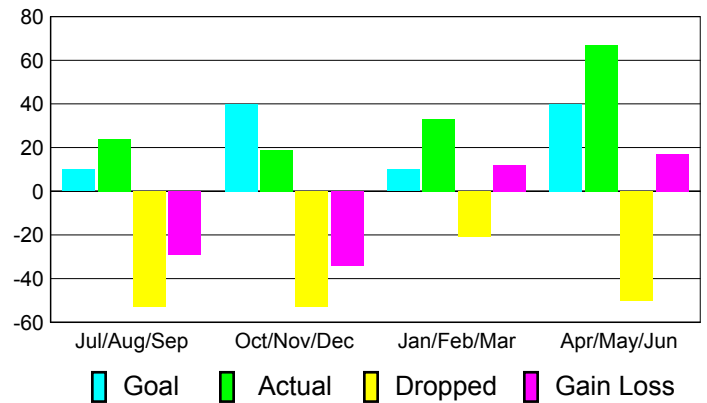
**Membership Results  
2010-2011**

**Membership  
2009-2010**

Month	Net Memb Goal	Actual New Memb	Actual Dropped Memb	Gain/Loss of Memb	Gain/Loss of Memb
Jul/Aug/Sep	10	24	-53	-29	0
Oct/Nov/Dec	40	19	-53	-34	-11
Jan/Feb/Mar	10	33	-21	12	-1
Apr/May/June	40	67	-50	17	-30
<b>Totals</b>	<b>100</b>	<b>143</b>	<b>-177</b>	<b>-34</b>	<b>-42</b>

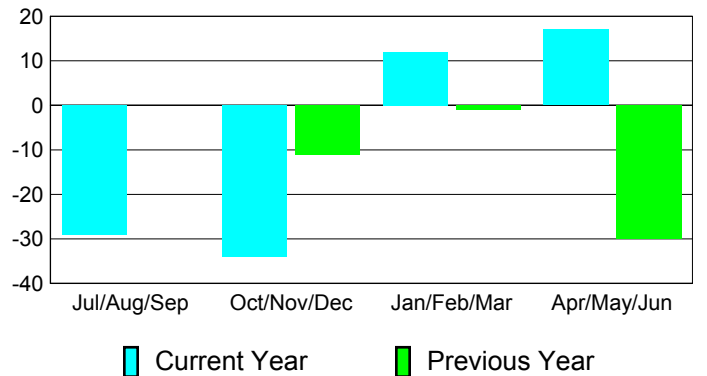
### Membership Results 2010-2011

Goal, New, Dropped, Gain/Loss

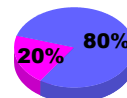


### Comparison of Membership Gain/Loss

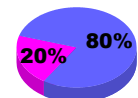
Current Year Compared to the Previous Year



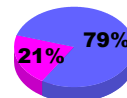
### Gender Comparison 2010-2011



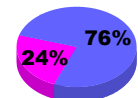
Jul/Aug/Sep



Oct/Nov/Dec



Jan/Feb/Mar



Apr/May/June

Male

Female



# 2010-2011 GMT Reports for District (or Undistricted) **District 14 P**

GMT: **STEVEN D SHERER**

Location: **PENNSYLVANIA**

GMT CA: **1**

## CLUBS

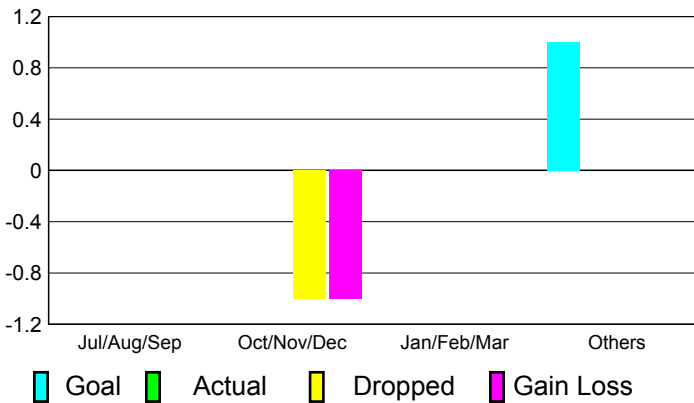
**Club Results  
2010-2011**

**Clubs  
2009-2010**

Month	New Club Goal	Actual New Clubs	Actual Dropped Clubs	Gain/Loss of Clubs	Gain/Loss of Clubs
Jul/Aug/Sep	0	0	0	0	0
Oct/Nov/Dec	0	0	-1	-1	0
Jan/Feb/Mar	0	0	0	0	0
Apr/May/June	1	0	0	0	0
<b>Totals</b>	<b>1</b>	<b>0</b>	<b>-1</b>	<b>-1</b>	<b>0</b>

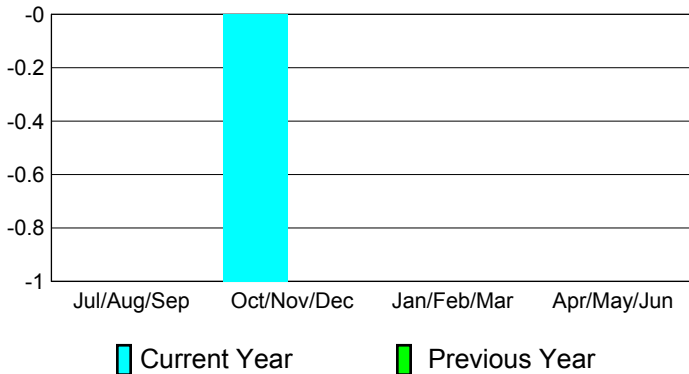
### Club Results 2010-2011

Goal, New, Dropped, Gain/Loss




### Comparison of Club Gain/Loss

Current Year Compared to the Previous Year



### YTD Status Quo Clubs 2010-2011

Status Quo Clubs Compared to Status Quo Members



## MEMBERSHIP

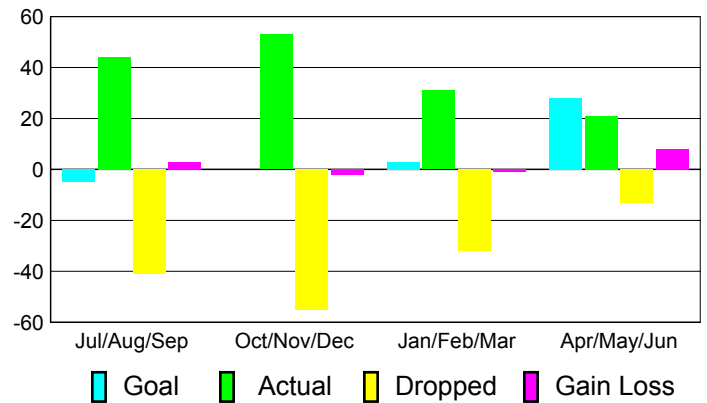
**Membership Results  
2010-2011**

**Membership  
2009-2010**

Month	Net Memb Goal	Actual New Memb	Actual Dropped Memb	Gain/Loss of Memb	Gain/Loss of Memb
Jul/Aug/Sep	-5	44	-41	3	-23
Oct/Nov/Dec	0	53	-55	-2	-15
Jan/Feb/Mar	3	31	-32	-1	-13
Apr/May/June	28	21	-13	8	-17
<b>Totals</b>	<b>26</b>	<b>149</b>	<b>-141</b>	<b>8</b>	<b>-68</b>

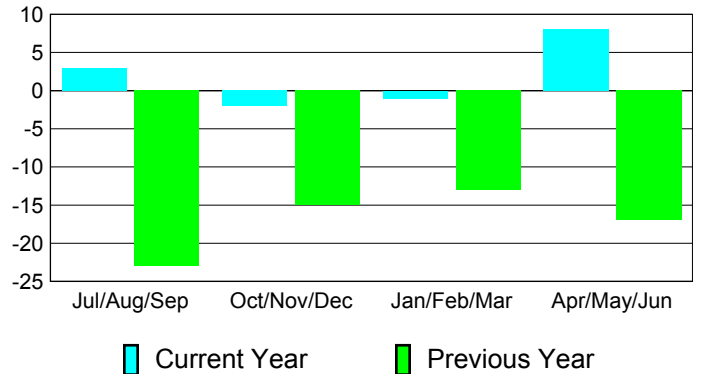
### Membership Results 2010-2011

Goal, New, Dropped, Gain/Loss

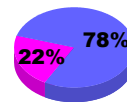


### Comparison of Membership Gain/Loss

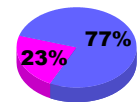
Current Year Compared to the Previous Year



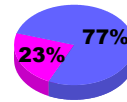
### Gender Comparison 2010-2011



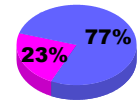
Jul/Aug/Sep



Oct/Nov/Dec



Jan/Feb/Mar



Apr/May/June

Male

Female





# 2010-2011 GMT Reports for District (or Undistricted) **District 14 R**

GMT: **STEVEN D SHERER**

Location: **PENNSYLVANIA**

GMT CA: **1**

## CLUBS

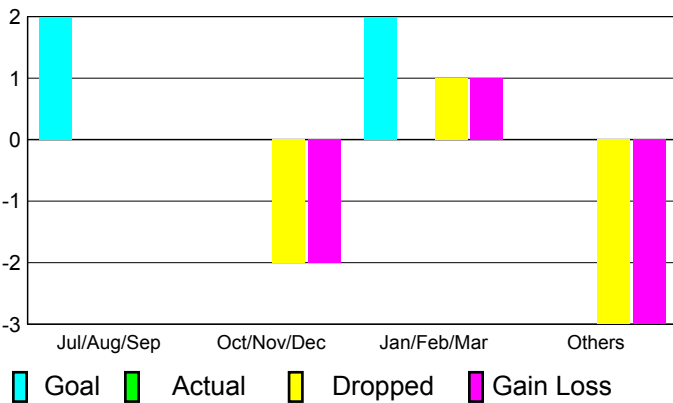
**Club Results  
2010-2011**

**Clubs  
2009-2010**

Month	New Club Goal	Actual New Clubs	Actual Dropped Clubs	Gain/Loss of Clubs	Gain/Loss of Clubs
Jul/Aug/Sep	2	0	0	0	0
Oct/Nov/Dec	0	0	-2	-2	0
Jan/Feb/Mar	2	0	1	1	0
Apr/May/June	0	0	-3	-3	0
<b>Totals</b>	<b>4</b>	<b>0</b>	<b>-4</b>	<b>-4</b>	<b>0</b>

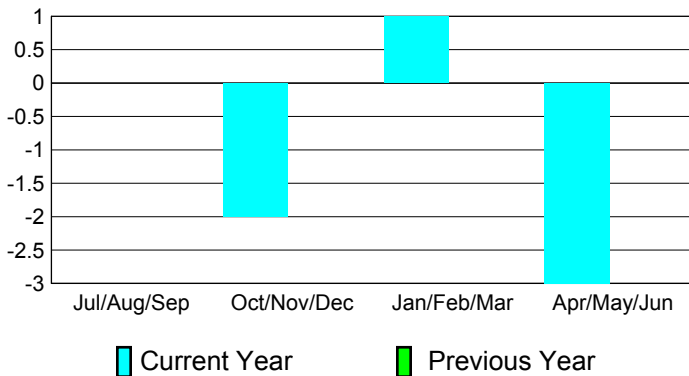
### Club Results 2010-2011

Goal, New, Dropped, Gain/Loss



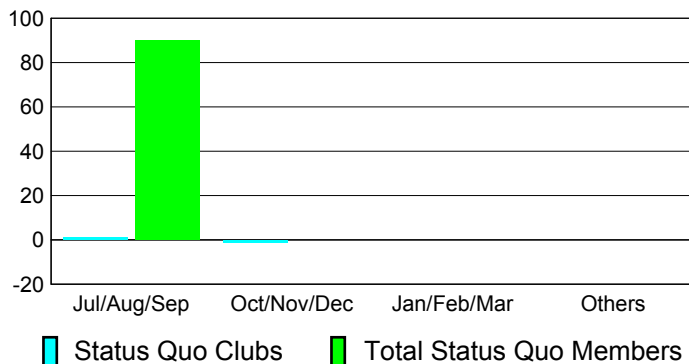
### Comparison of Club Gain/Loss

Current Year Compared to the Previous Year



### YTD Status Quo Clubs 2010-2011

Status Quo Clubs Compared to Status Quo Members



## MEMBERSHIP

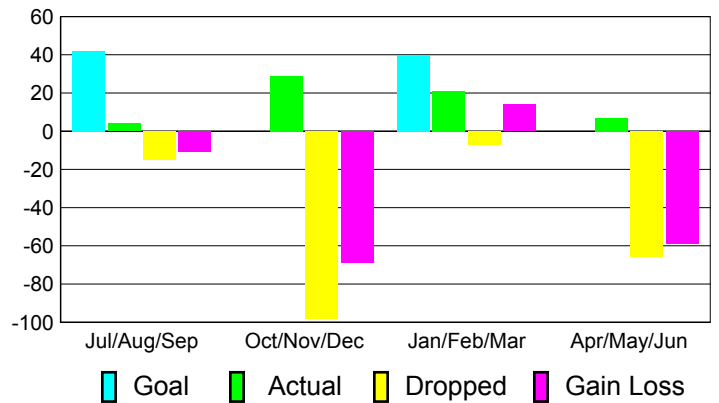
**Membership Results  
2010-2011**

**Membership  
2009-2010**

Month	Net Memb Goal	Actual New Memb	Actual Dropped Memb	Gain/Loss of Memb	Gain/Loss of Memb
Jul/Aug/Sep	42	4	-15	-11	0
Oct/Nov/Dec	0	29	-98	-69	52
Jan/Feb/Mar	40	21	-7	14	3
Apr/May/June	0	7	-66	-59	-8
<b>Totals</b>	<b>82</b>	<b>61</b>	<b>-186</b>	<b>-125</b>	<b>47</b>

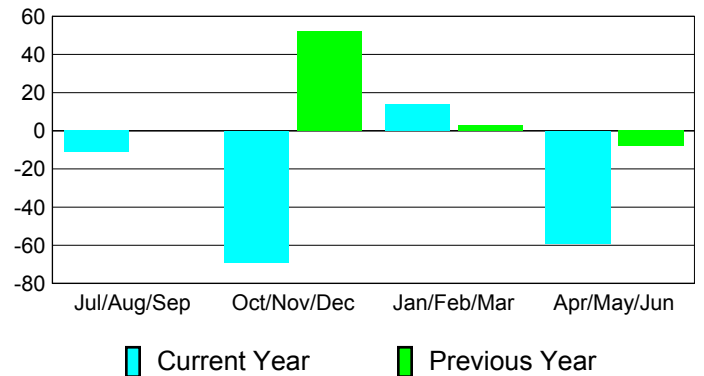
### Membership Results 2010-2011

Goal, New, Dropped, Gain/Loss

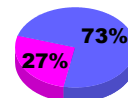


### Comparison of Membership Gain/Loss

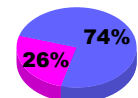
Current Year Compared to the Previous Year



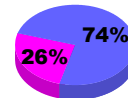
### Gender Comparison 2010-2011



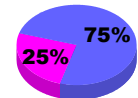
Jul/Aug/Sep



Oct/Nov/Dec



Jan/Feb/Mar



Apr/May/June

Male

Female



# 2010-2011 GMT Reports for District (or Undistricted) **District 14 T**

GMT: **STEVEN D SHERER**

Location: **PENNSYLVANIA**

GMT CA: **1**

## CLUBS

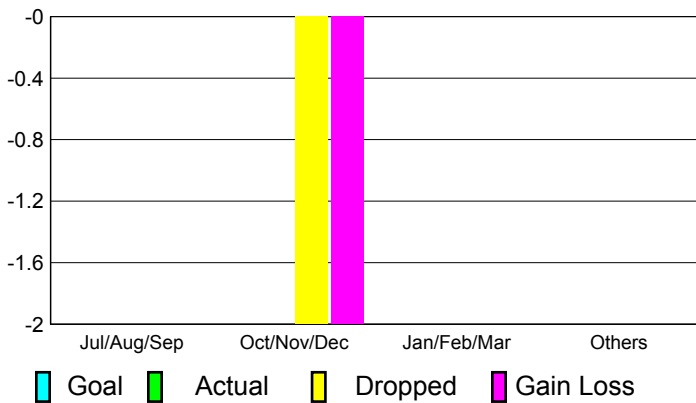
**Club Results**  
2010-2011

**Clubs**  
2009-2010

Month	New Club Goal	Actual New Clubs	Actual Dropped Clubs	Gain/Loss of Clubs	Gain/Loss of Clubs
Jul/Aug/Sep	0	0	0	0	0
Oct/Nov/Dec	0	0	-2	-2	0
Jan/Feb/Mar	0	0	0	0	0
Apr/May/Jun	0	0	0	0	1
<b>Totals</b>	<b>0</b>	<b>0</b>	<b>-2</b>	<b>-2</b>	<b>1</b>

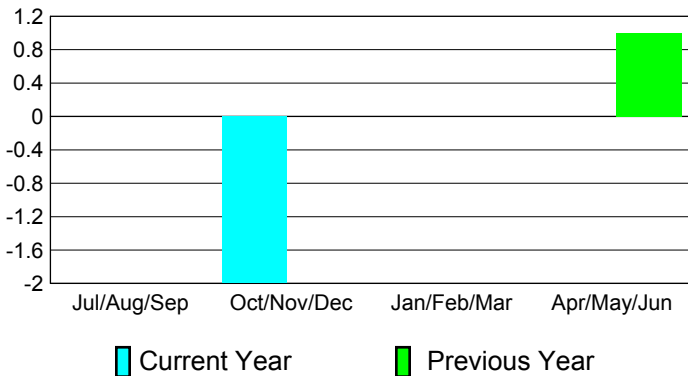
### Club Results 2010-2011

Goal, New, Dropped, Gain/Loss




### Comparison of Club Gain/Loss

Current Year Compared to the Previous Year



### YTD Status Quo Clubs 2010-2011

Status Quo Clubs Compared to Status Quo Members



## MEMBERSHIP

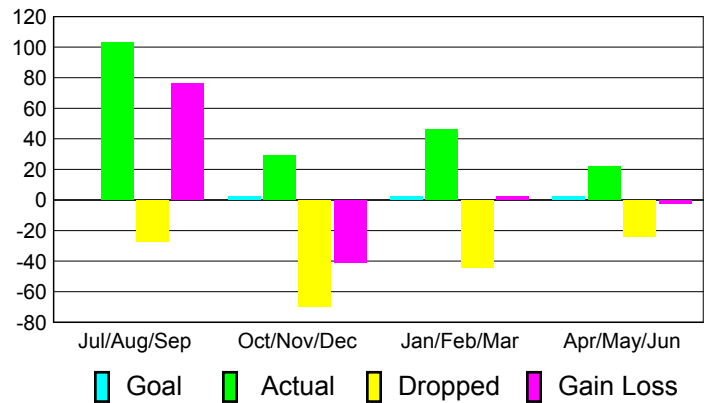
**Membership Results**  
2010-2011

**Membership**  
2009-2010

Month	Net Memb Goal	Actual New Memb	Actual Dropped Memb	Gain/Loss of Memb	Gain/Loss of Memb
Jul/Aug/Sep	0	103	-27	76	-6
Oct/Nov/Dec	2	29	-70	-41	-14
Jan/Feb/Mar	2	46	-44	2	-2
Apr/May/Jun	2	22	-24	-2	7
<b>Totals</b>	<b>6</b>	<b>200</b>	<b>-165</b>	<b>35</b>	<b>-15</b>

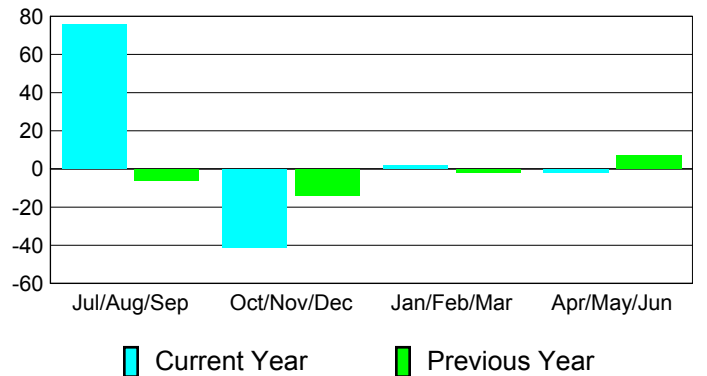
### Membership Results 2010-2011

Goal, New, Dropped, Gain/Loss

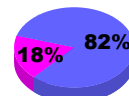


### Comparison of Membership Gain/Loss

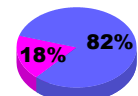
Current Year Compared to the Previous Year



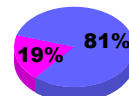
### Gender Comparison 2010-2011



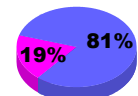
Jul/Aug/Sep



Oct/Nov/Dec



Jan/Feb/Mar



Apr/May/Jun

Male

Female



# 2010-2011 GMT Reports for District (or Undistricted) **District 14 U**

GMT: **STEVEN D SHERER**

Location: **PENNSYLVANIA**

GMT CA: **1**

## CLUBS

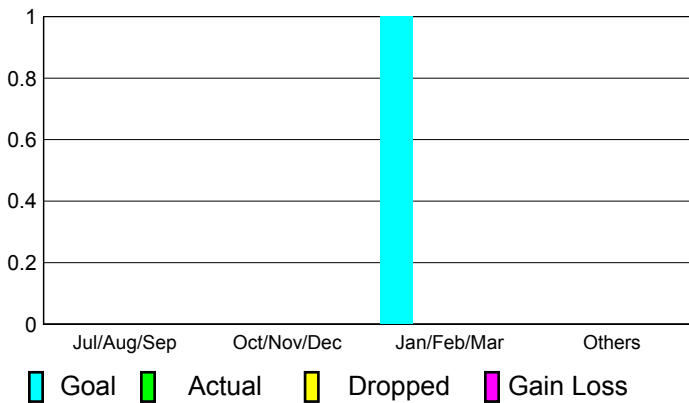
**Club Results  
2010-2011**

**Clubs  
2009-2010**

Month	New Club Goal	Actual New Clubs	Actual Dropped Clubs	Gain/Loss of Clubs	Gain/Loss of Clubs
Jul/Aug/Sep	0	0	0	0	0
Oct/Nov/Dec	0	0	0	0	0
Jan/Feb/Mar	1	0	0	0	0
Apr/May/June	0	0	0	0	1
<b>Totals</b>	<b>1</b>	<b>0</b>	<b>0</b>	<b>0</b>	<b>1</b>


### Club Results 2010-2011

Goal, New, Dropped, Gain/Loss




### Comparison of Club Gain/Loss

Current Year Compared to the Previous Year



### YTD Status Quo Clubs 2010-2011

Status Quo Clubs Compared to Status Quo Members



## MEMBERSHIP

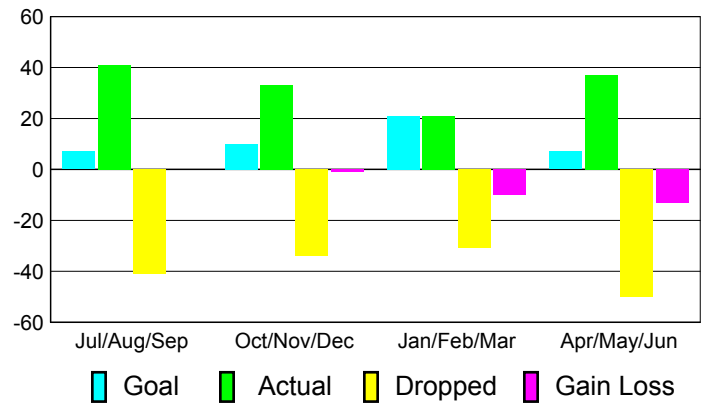
**Membership Results  
2010-2011**

**Membership  
2009-2010**

Month	Net Memb Goal	Actual New Memb	Actual Dropped Memb	Gain/Loss of Memb	Gain/Loss of Memb
Jul/Aug/Sep	7	41	-41	0	-12
Oct/Nov/Dec	10	33	-34	-1	-9
Jan/Feb/Mar	21	21	-31	-10	15
Apr/May/June	7	37	-50	-13	-6
<b>Totals</b>	<b>45</b>	<b>132</b>	<b>-156</b>	<b>-24</b>	<b>-12</b>

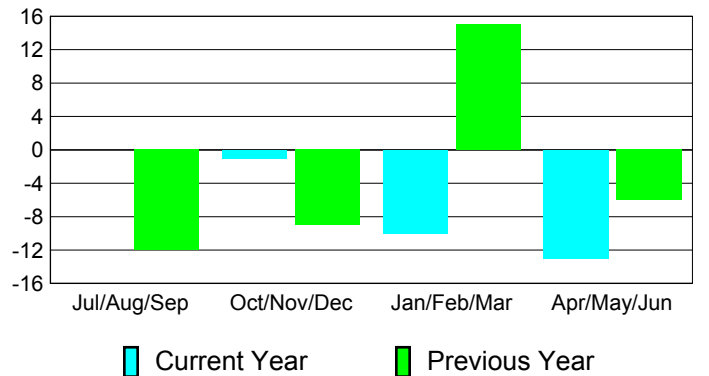
### Membership Results 2010-2011

Goal, New, Dropped, Gain/Loss

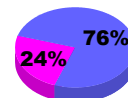


### Comparison of Membership Gain/Loss

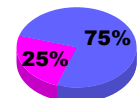
Current Year Compared to the Previous Year



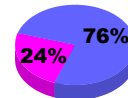
### Gender Comparison 2010-2011



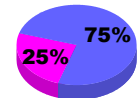
Jul/Aug/Sep



Oct/Nov/Dec



Jan/Feb/Mar



Apr/May/June

Male

Female



# 2010-2011 GMT Reports for District (or Undistricted) **District 14 W**

GMT: **STEVEN D SHERER**

Location: **PENNSYLVANIA**

GMT CA: **1**

## CLUBS

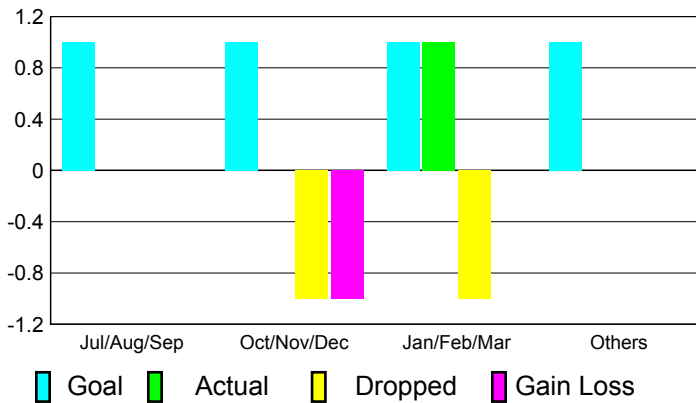
**Club Results  
2010-2011**

**Clubs  
2009-2010**

Month	New Club Goal	Actual New Clubs	Actual Dropped Clubs	Gain/Loss of Clubs	Gain/Loss of Clubs
Jul/Aug/Sep	1	0	0	0	0
Oct/Nov/Dec	1	0	-1	-1	1
Jan/Feb/Mar	1	1	-1	0	0
Apr/May/Jun	1	0	0	0	1
<b>Totals</b>	<b>4</b>	<b>1</b>	<b>-2</b>	<b>-1</b>	<b>2</b>

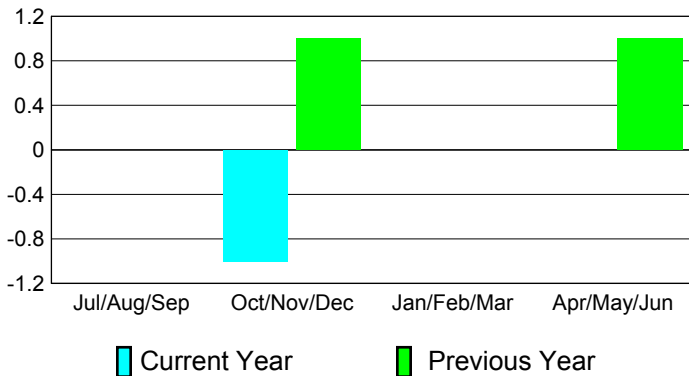
### Club Results 2010-2011

Goal, New, Dropped, Gain/Loss



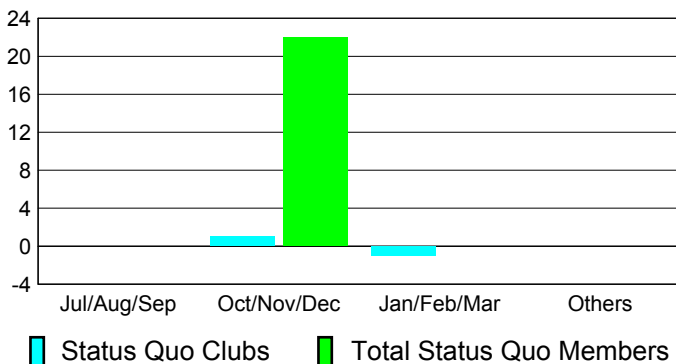
### Comparison of Club Gain/Loss

Current Year Compared to the Previous Year



### YTD Status Quo Clubs 2010-2011

Status Quo Clubs Compared to Status Quo Members



## MEMBERSHIP

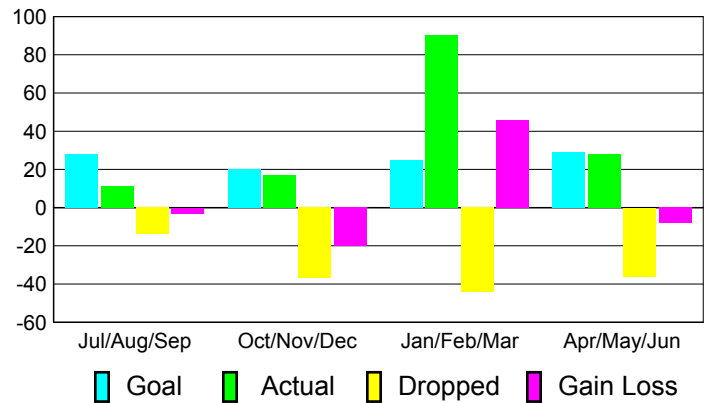
**Membership Results  
2010-2011**

**Membership  
2009-2010**

Month	Net Memb Goal	Actual New Memb	Actual Dropped Memb	Gain/Loss of Memb	Gain/Loss of Memb
Jul/Aug/Sep	28	11	-14	-3	-11
Oct/Nov/Dec	20	17	-37	-20	18
Jan/Feb/Mar	25	90	-44	46	1
Apr/May/Jun	29	28	-36	-8	21
<b>Totals</b>	<b>102</b>	<b>146</b>	<b>-131</b>	<b>15</b>	<b>29</b>

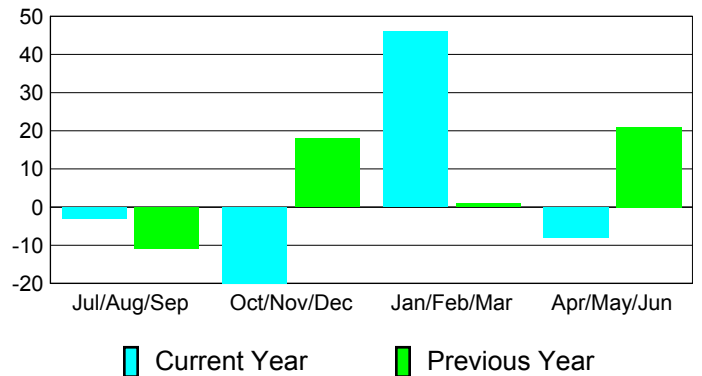
### Membership Results 2010-2011

Goal, New, Dropped, Gain/Loss

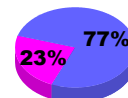


### Comparison of Membership Gain/Loss

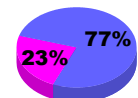
Current Year Compared to the Previous Year



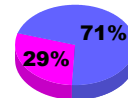
### Gender Comparison 2010-2011



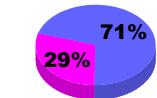
Jul/Aug/Sep



Oct/Nov/Dec



Jan/Feb/Mar



Apr/May/Jun

Male

Female



# 2010-2011 GMT Reports for District (or Undistricted) **District 24 A**

GMT: **STEVEN D SHERER**

Location: **VIRGINIA**

GMT CA: **1**

## CLUBS

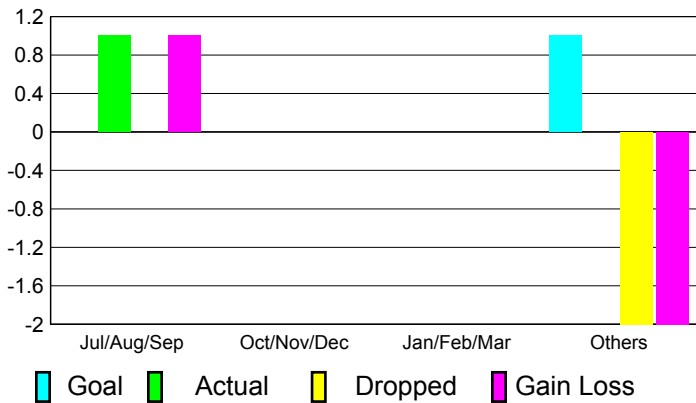
**Club Results  
2010-2011**

**Clubs  
2009-2010**

Month	New Club Goal	Actual New Clubs	Actual Dropped Clubs	Gain/Loss of Clubs	Gain/Loss of Clubs
Jul/Aug/Sep	0	1	0	1	0
Oct/Nov/Dec	0	0	0	0	0
Jan/Feb/Mar	0	0	0	0	0
Apr/May/June	1	0	-2	-2	2
<b>Totals</b>	<b>1</b>	<b>1</b>	<b>-2</b>	<b>-1</b>	<b>2</b>


### Club Results 2010-2011

Goal, New, Dropped, Gain/Loss




### Comparison of Club Gain/Loss

Current Year Compared to the Previous Year



### YTD Status Quo Clubs 2010-2011

Status Quo Clubs Compared to Status Quo Members



## MEMBERSHIP

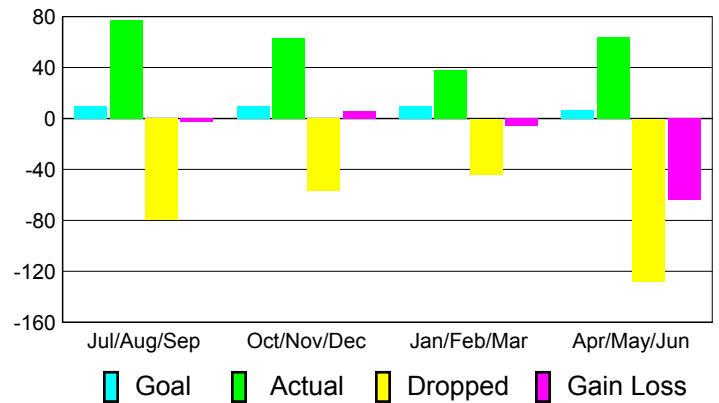
**Membership Results  
2010-2011**

**Membership  
2009-2010**

Month	Net Memb Goal	Actual New Memb	Actual Dropped Memb	Gain/Loss of Memb	Gain/Loss of Memb
Jul/Aug/Sep	10	77	-80	-3	-20
Oct/Nov/Dec	10	63	-57	6	-42
Jan/Feb/Mar	10	38	-44	-6	-3
Apr/May/June	7	64	-128	-64	45
<b>Totals</b>	<b>37</b>	<b>242</b>	<b>-309</b>	<b>-67</b>	<b>-20</b>

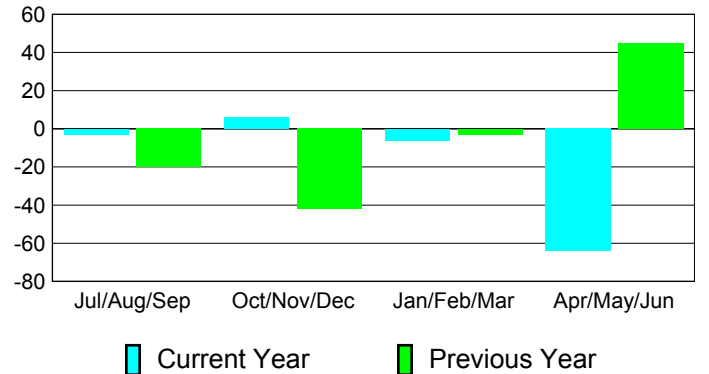
### Membership Results 2010-2011

Goal, New, Dropped, Gain/Loss

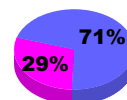


### Comparison of Membership Gain/Loss

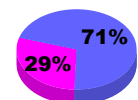
Current Year Compared to the Previous Year



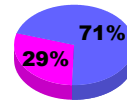
### Gender Comparison 2010-2011



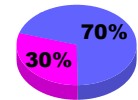
Jul/Aug/Sep



Oct/Nov/Dec



Jan/Feb/Mar



Apr/May/June

Male

Female



# 2010-2011 GMT Reports for District (or Undistricted) **District 24 B**

GMT: **STEVEN D SHERER**

Location: **VIRGINIA**

GMT CA: **1**

## CLUBS

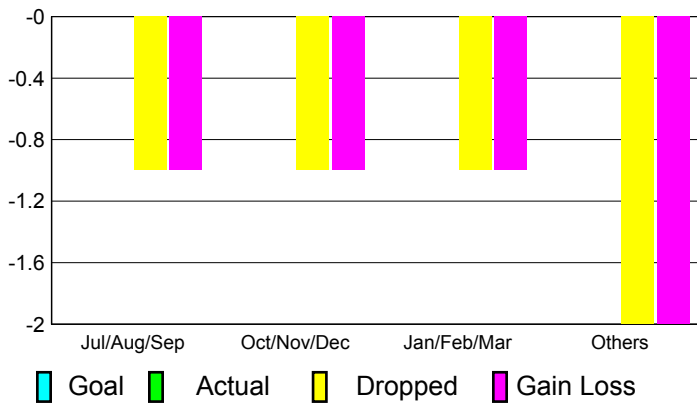
**Club Results  
2010-2011**

**Clubs  
2009-2010**

Month	New Club Goal	Actual New Clubs	Actual Dropped Clubs	Gain/Loss of Clubs	Gain/Loss of Clubs
Jul/Aug/Sep	0	0	-1	-1	0
Oct/Nov/Dec	0	0	-1	-1	0
Jan/Feb/Mar	0	0	-1	-1	0
Apr/May/June	0	0	-2	-2	0
<b>Totals</b>	<b>0</b>	<b>0</b>	<b>-5</b>	<b>-5</b>	<b>0</b>

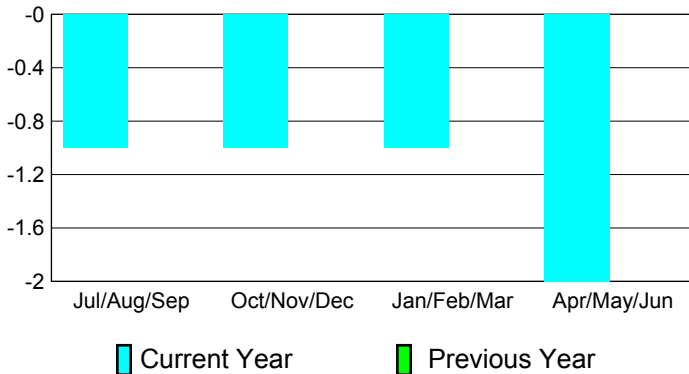
### Club Results 2010-2011

Goal, New, Dropped, Gain/Loss




### Comparison of Club Gain/Loss

Current Year Compared to the Previous Year



### YTD Status Quo Clubs 2010-2011

Status Quo Clubs Compared to Status Quo Members



## MEMBERSHIP

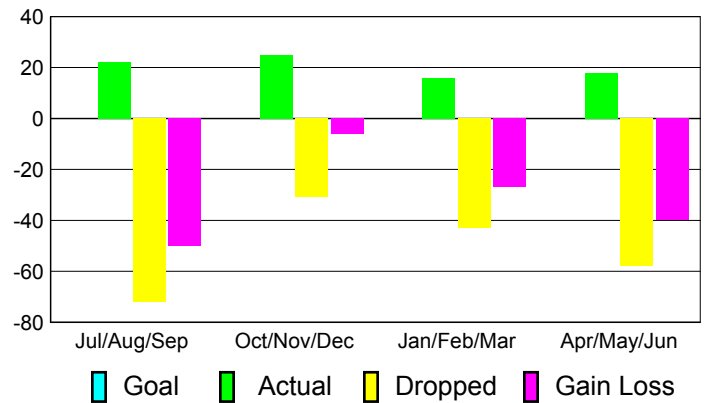
**Membership Results  
2010-2011**

**Membership  
2009-2010**

Month	Net Memb Goal	Actual New Memb	Actual Dropped Memb	Gain/Loss of Memb	Gain/Loss of Memb
Jul/Aug/Sep	0	22	-72	-50	-7
Oct/Nov/Dec	0	25	-31	-6	18
Jan/Feb/Mar	0	16	-43	-27	-15
Apr/May/June	0	18	-58	-40	-9
<b>Totals</b>	<b>0</b>	<b>81</b>	<b>-204</b>	<b>-123</b>	<b>-13</b>

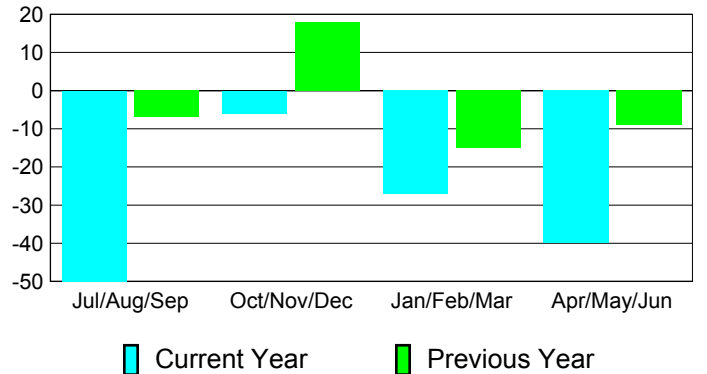
### Membership Results 2010-2011

Goal, New, Dropped, Gain/Loss

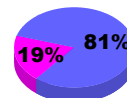


### Comparison of Membership Gain/Loss

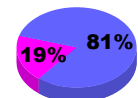
Current Year Compared to the Previous Year



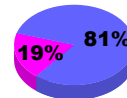
### Gender Comparison 2010-2011



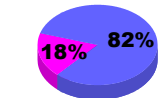
Jul/Aug/Sep



Oct/Nov/Dec



Jan/Feb/Mar



Apr/May/June

Male

Female



# 2010-2011 GMT Reports for District (or Undistricted) **District 24 C**

GMT: **STEVEN D SHERER**

Location: **VIRGINIA**

GMT CA: **1**

## CLUBS

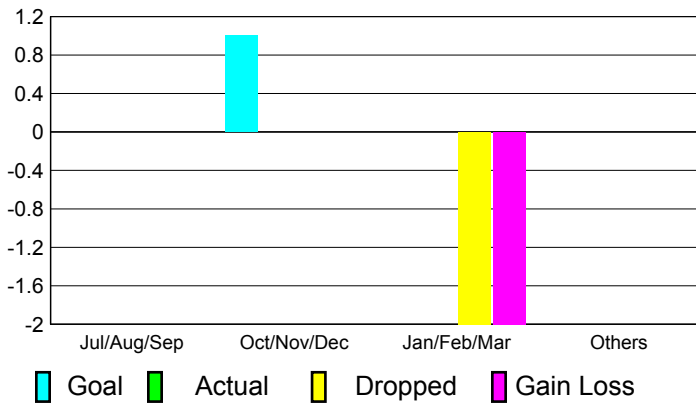
**Club Results  
2010-2011**

**Clubs  
2009-2010**

Month	New Club Goal	Actual New Clubs	Actual Dropped Clubs	Gain/Loss of Clubs	Gain/Loss of Clubs
Jul/Aug/Sep	0	0	0	0	0
Oct/Nov/Dec	1	0	0	0	1
Jan/Feb/Mar	0	0	-2	-2	0
Apr/May/Jun	0	0	0	0	0
<b>Totals</b>	<b>1</b>	<b>0</b>	<b>-2</b>	<b>-2</b>	<b>1</b>

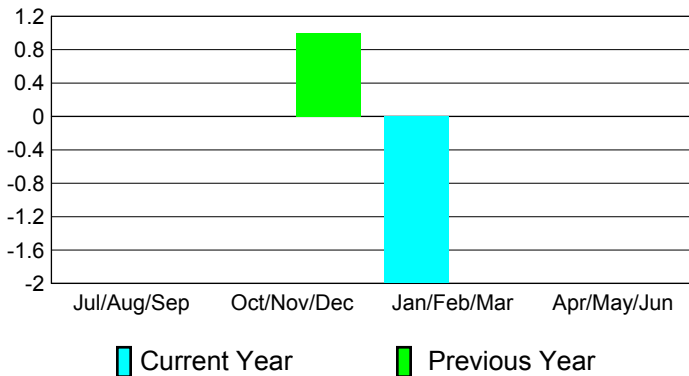
### Club Results 2010-2011

Goal, New, Dropped, Gain/Loss




### Comparison of Club Gain/Loss

Current Year Compared to the Previous Year



### YTD Status Quo Clubs 2010-2011

Status Quo Clubs Compared to Status Quo Members



## MEMBERSHIP

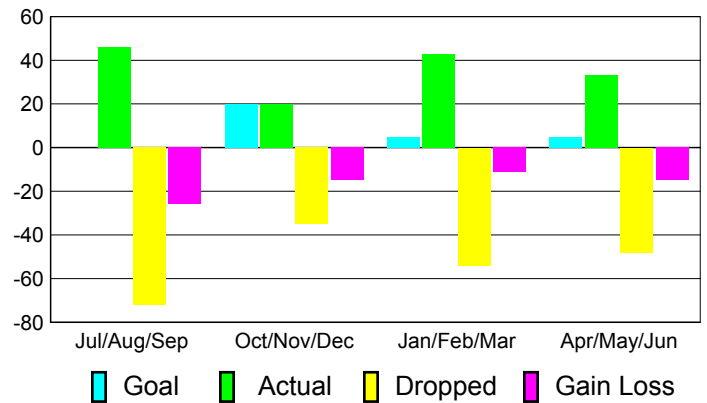
**Membership Results  
2010-2011**

**Membership  
2009-2010**

Month	Net Memb Goal	Actual New Memb	Actual Dropped Memb	Gain/Loss of Memb	Gain/Loss of Memb
Jul/Aug/Sep	0	46	-72	-26	-26
Oct/Nov/Dec	20	20	-35	-15	39
Jan/Feb/Mar	5	43	-54	-11	-41
Apr/May/Jun	5	33	-48	-15	8
<b>Totals</b>	<b>30</b>	<b>142</b>	<b>-209</b>	<b>-67</b>	<b>-20</b>

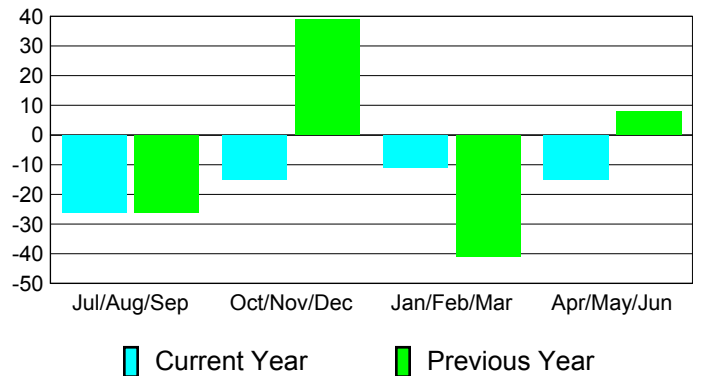
### Membership Results 2010-2011

Goal, New, Dropped, Gain/Loss

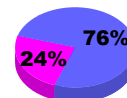


### Comparison of Membership Gain/Loss

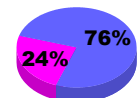
Current Year Compared to the Previous Year



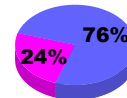
### Gender Comparison 2010-2011



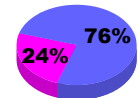
Jul/Aug/Sep



Oct/Nov/Dec



Jan/Feb/Mar



Apr/May/Jun

Male

Female



# 2010-2011 GMT Reports for District (or Undistricted) **District 24 D**

GMT: **STEVEN D SHERER**

Location: **VIRGINIA**

GMT CA: **1**

## CLUBS

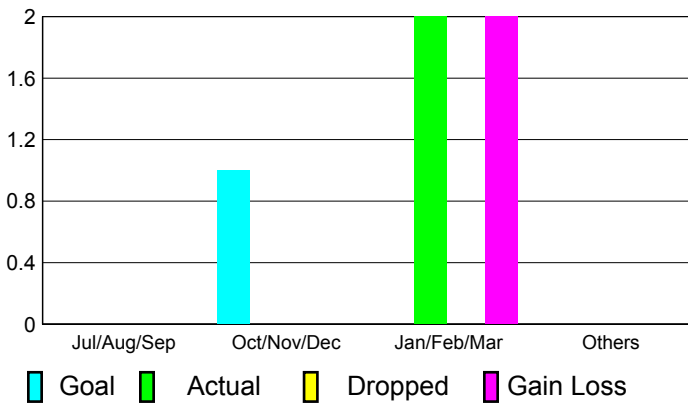
**Club Results  
2010-2011**

**Clubs  
2009-2010**

Month	New Club Goal	Actual New Clubs	Actual Dropped Clubs	Gain/Loss of Clubs	Gain/Loss of Clubs
Jul/Aug/Sep	0	0	0	0	0
Oct/Nov/Dec	1	0	0	0	0
Jan/Feb/Mar	0	2	0	2	0
Apr/May/Jun	0	0	0	0	0
<b>Totals</b>	<b>1</b>	<b>2</b>	<b>0</b>	<b>2</b>	<b>0</b>

### Club Results 2010-2011

Goal, New, Dropped, Gain/Loss



## MEMBERSHIP

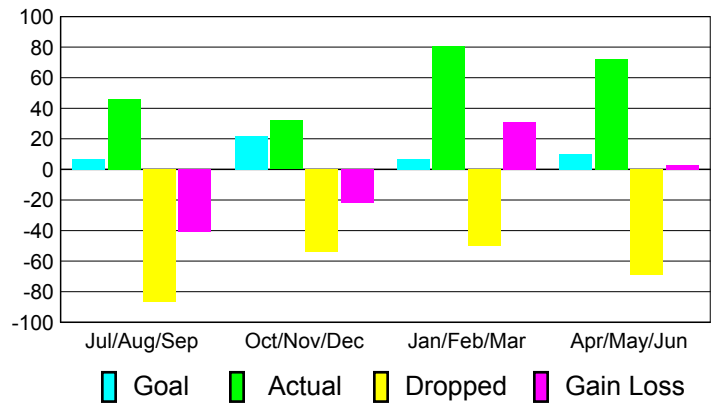
**Membership Results  
2010-2011**

**Membership  
2009-2010**

Month	Net Memb Goal	Actual New Memb	Actual Dropped Memb	Gain/Loss of Memb	Gain/Loss of Memb
Jul/Aug/Sep	7	46	-87	-41	3
Oct/Nov/Dec	22	32	-54	-22	29
Jan/Feb/Mar	7	81	-50	31	4
Apr/May/Jun	10	72	-69	3	-40
<b>Totals</b>	<b>46</b>	<b>231</b>	<b>-260</b>	<b>-29</b>	<b>-4</b>

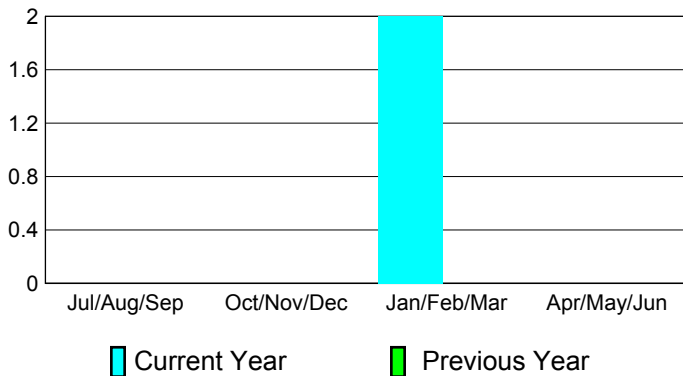
### Membership Results 2010-2011

Goal, New, Dropped, Gain/Loss



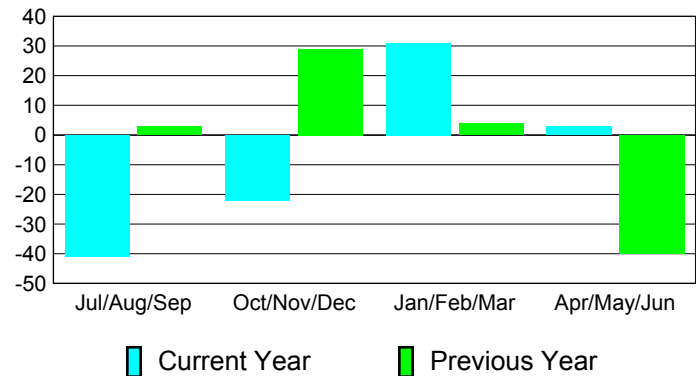
### Comparison of Club Gain/Loss

Current Year Compared to the Previous Year




### Comparison of Membership Gain/Loss

Current Year Compared to the Previous Year

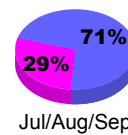


### YTD Status Quo Clubs 2010-2011

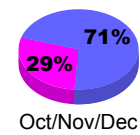
Status Quo Clubs Compared to Status Quo Members



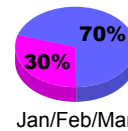
### Gender Comparison 2010-2011



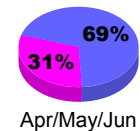
Jul/Aug/Sep



Oct/Nov/Dec



Jan/Feb/Mar



Apr/May/Jun

Male

Female





# 2010-2011 GMT Reports for District (or Undistricted) **District 24 E**

GMT: **STEVEN D SHERER**

Location: **VIRGINIA**

GMT CA: **1**

## CLUBS

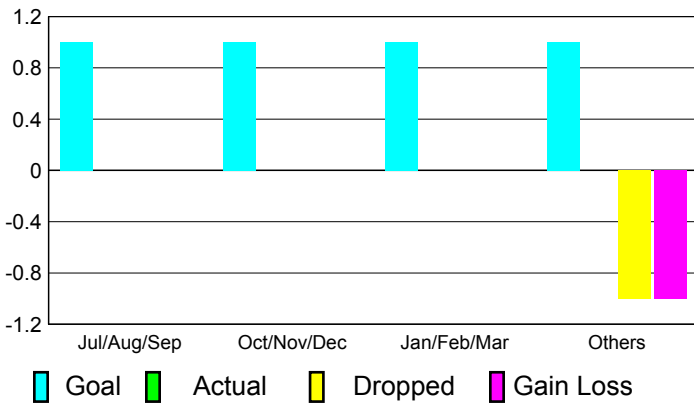
**Club Results  
2010-2011**

**Clubs  
2009-2010**

Month	New Club Goal	Actual New Clubs	Actual Dropped Clubs	Gain/Loss of Clubs	Gain/Loss of Clubs
Jul/Aug/Sep	1	0	0	0	0
Oct/Nov/Dec	1	0	0	0	0
Jan/Feb/Mar	1	0	0	0	0
Apr/May/June	1	0	-1	-1	0
<b>Totals</b>	<b>4</b>	<b>0</b>	<b>-1</b>	<b>-1</b>	<b>0</b>


### Club Results 2010-2011

Goal, New, Dropped, Gain/Loss



### Comparison of Club Gain/Loss

Current Year Compared to the Previous Year



### YTD Status Quo Clubs 2010-2011

Status Quo Clubs Compared to Status Quo Members



## MEMBERSHIP

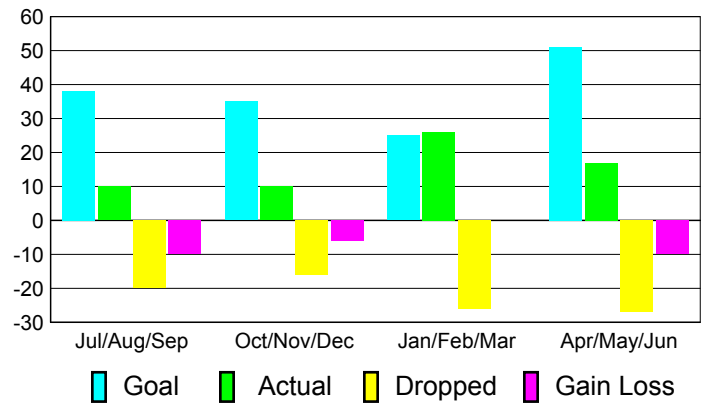
**Membership Results  
2010-2011**

**Membership  
2009-2010**

Month	Net Memb Goal	Actual New Memb	Actual Dropped Memb	Gain/Loss of Memb	Gain/Loss of Memb
Jul/Aug/Sep	38	10	-20	-10	-18
Oct/Nov/Dec	35	10	-16	-6	0
Jan/Feb/Mar	25	26	-26	0	-14
Apr/May/June	51	17	-27	-10	5
<b>Totals</b>	<b>149</b>	<b>63</b>	<b>-89</b>	<b>-26</b>	<b>-27</b>

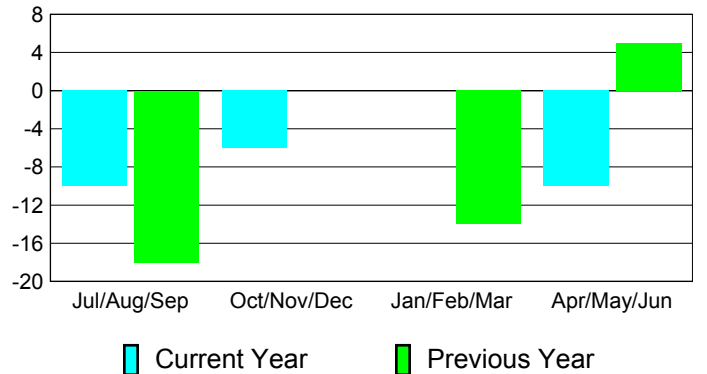
### Membership Results 2010-2011

Goal, New, Dropped, Gain/Loss

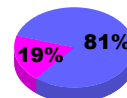


### Comparison of Membership Gain/Loss

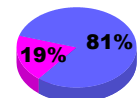
Current Year Compared to the Previous Year



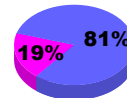
### Gender Comparison 2010-2011



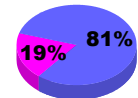
Jul/Aug/Sep



Oct/Nov/Dec



Jan/Feb/Mar



Apr/May/June

Male

Female



# 2010-2011 GMT Reports for District (or Undistricted) **District 24 F**

GMT: **STEVEN D SHERER**

Location: **VIRGINIA**

GMT CA: **1**

## CLUBS

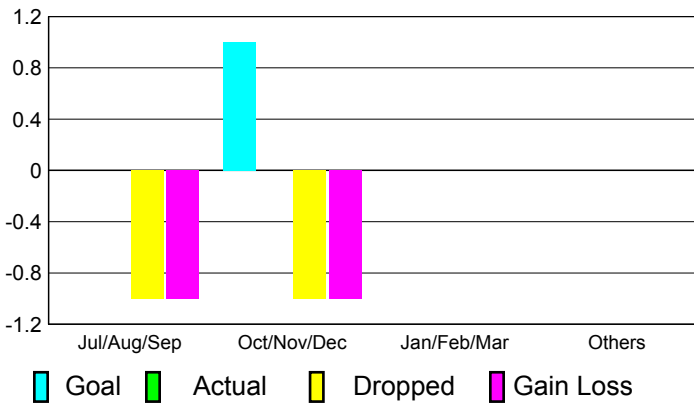
**Club Results  
2010-2011**

**Clubs  
2009-2010**

Month	New Club Goal	Actual New Clubs	Actual Dropped Clubs	Gain/Loss of Clubs	Gain/Loss of Clubs
Jul/Aug/Sep	0	0	-1	-1	0
Oct/Nov/Dec	1	0	-1	-1	0
Jan/Feb/Mar	0	0	0	0	0
Apr/May/June	0	0	0	0	0
<b>Totals</b>	<b>1</b>	<b>0</b>	<b>-2</b>	<b>-2</b>	<b>0</b>

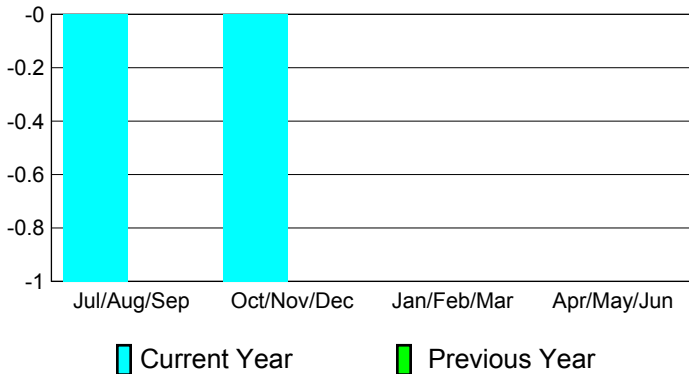
### Club Results 2010-2011

Goal, New, Dropped, Gain/Loss




### Comparison of Club Gain/Loss

Current Year Compared to the Previous Year



### YTD Status Quo Clubs 2010-2011

Status Quo Clubs Compared to Status Quo Members



## MEMBERSHIP

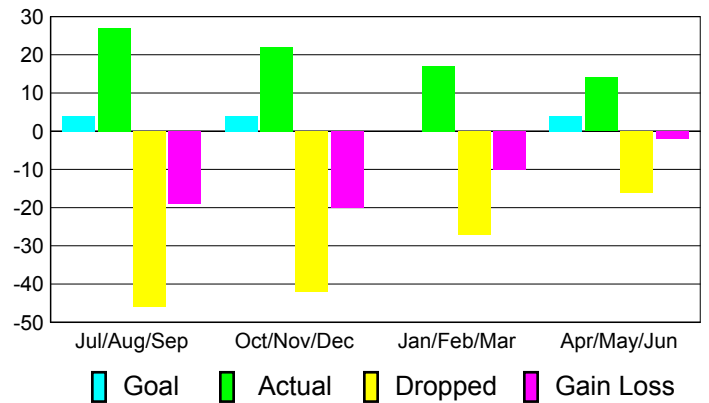
**Membership Results  
2010-2011**

**Membership  
2009-2010**

Month	Net Memb Goal	Actual New Memb	Actual Dropped Memb	Gain/Loss of Memb	Gain/Loss of Memb
Jul/Aug/Sep	4	27	-46	-19	-16
Oct/Nov/Dec	4	22	-42	-20	4
Jan/Feb/Mar	0	17	-27	-10	4
Apr/May/June	4	14	-16	-2	-14
<b>Totals</b>	<b>12</b>	<b>80</b>	<b>-131</b>	<b>-51</b>	<b>-22</b>

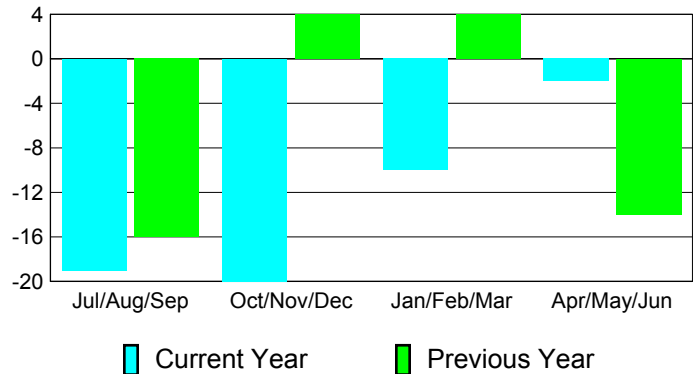
### Membership Results 2010-2011

Goal, New, Dropped, Gain/Loss

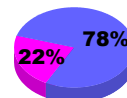


### Comparison of Membership Gain/Loss

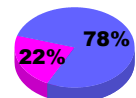
Current Year Compared to the Previous Year



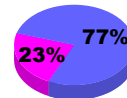
### Gender Comparison 2010-2011



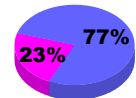
Jul/Aug/Sep



Oct/Nov/Dec



Jan/Feb/Mar



Apr/May/June

Male

Female



# 2010-2011 GMT Reports for District (or Undistricted) **District 29 L**

GMT: **STEVEN D SHERER**

Location: **WEST VIRGINIA**

GMT CA: **1**

## CLUBS

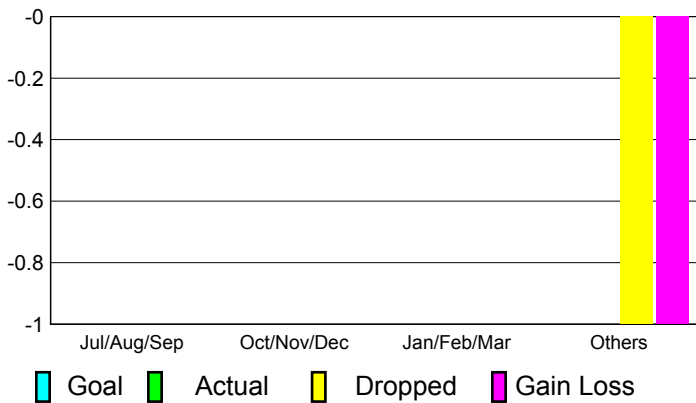
**Club Results  
2010-2011**

**Clubs  
2009-2010**

Month	New Club Goal	Actual New Clubs	Actual Dropped Clubs	Gain/Loss of Clubs	Gain/Loss of Clubs
Jul/Aug/Sep	0	0	0	0	0
Oct/Nov/Dec	0	0	0	0	0
Jan/Feb/Mar	0	0	0	0	0
Apr/May/Jun	0	0	-1	-1	0
<b>Totals</b>	<b>0</b>	<b>0</b>	<b>-1</b>	<b>-1</b>	<b>0</b>


### Club Results 2010-2011

Goal, New, Dropped, Gain/Loss



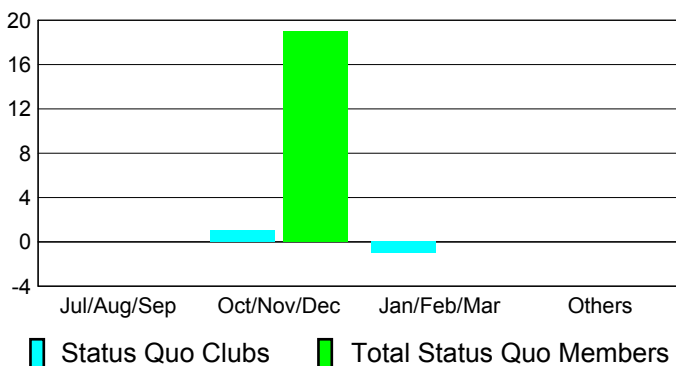
### Comparison of Club Gain/Loss

Current Year Compared to the Previous Year



### YTD Status Quo Clubs 2010-2011

Status Quo Clubs Compared to Status Quo Members



## MEMBERSHIP

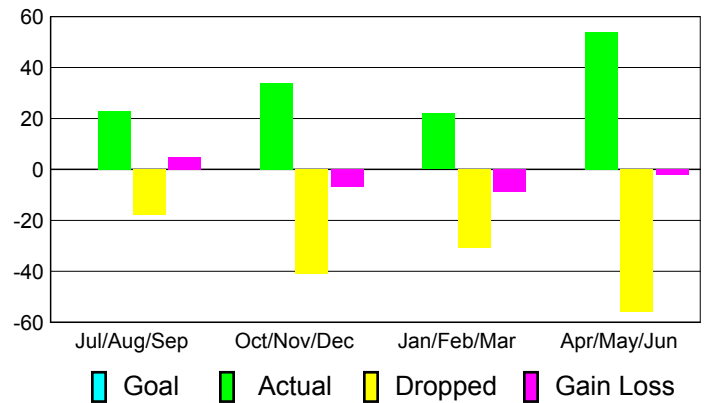
**Membership Results  
2010-2011**

**Membership  
2009-2010**

Month	Net Memb Goal	Actual New Memb	Actual Dropped Memb	Gain/Loss of Memb	Gain/Loss of Memb
Jul/Aug/Sep	0	23	-18	5	-3
Oct/Nov/Dec	0	34	-41	-7	-25
Jan/Feb/Mar	0	22	-31	-9	0
Apr/May/Jun	0	54	-56	-2	19
<b>Totals</b>	<b>0</b>	<b>133</b>	<b>-146</b>	<b>-13</b>	<b>-9</b>

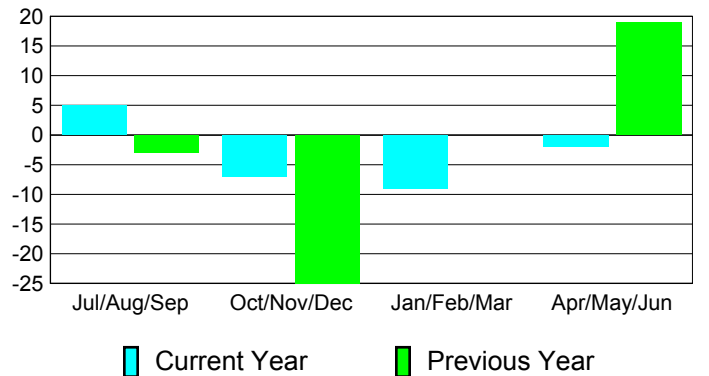
### Membership Results 2010-2011

Goal, New, Dropped, Gain/Loss

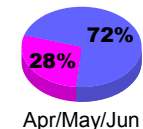
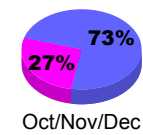
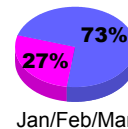
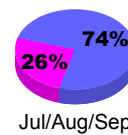


### Comparison of Membership Gain/Loss

Current Year Compared to the Previous Year



### Gender Comparison 2010-2011



Male

Female



# 2010-2011 GMT Reports for District (or Undistricted) **District 29 I**

GMT: **STEVEN D SHERER**

Location: **WEST VIRGINIA**

GMT CA: **1**

## CLUBS

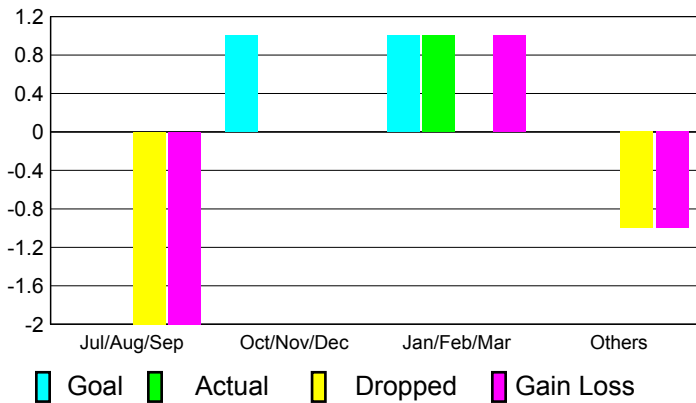
**Club Results**  
2010-2011

**Clubs**  
2009-2010

Month	New Club Goal	Actual New Clubs	Actual Dropped Clubs	Gain/Loss of Clubs	Gain/Loss of Clubs
Jul/Aug/Sep	0	0	-2	-2	0
Oct/Nov/Dec	1	0	0	0	0
Jan/Feb/Mar	1	1	0	1	0
Apr/May/June	0	0	-1	-1	1
<b>Totals</b>	<b>2</b>	<b>1</b>	<b>-3</b>	<b>-2</b>	<b>1</b>

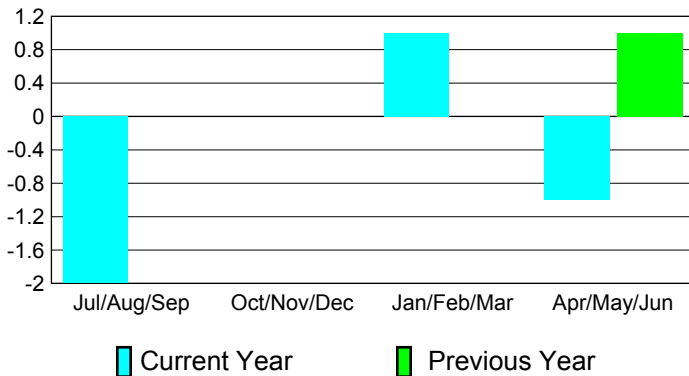
### Club Results 2010-2011

Goal, New, Dropped, Gain/Loss




### Comparison of Club Gain/Loss

Current Year Compared to the Previous Year



### YTD Status Quo Clubs 2010-2011

Status Quo Clubs Compared to Status Quo Members



## MEMBERSHIP

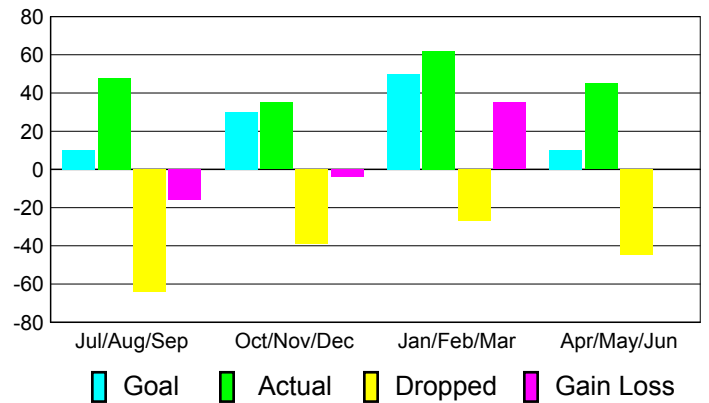
**Membership Results**  
2010-2011

**Membership**  
2009-2010

Month	Net Memb Goal	Actual New Memb	Actual Dropped Memb	Gain/Loss of Memb	Gain/Loss of Memb
Jul/Aug/Sep	10	48	-64	-16	-15
Oct/Nov/Dec	30	35	-39	-4	4
Jan/Feb/Mar	50	62	-27	35	-13
Apr/May/June	10	45	-45	0	-11
<b>Totals</b>	<b>100</b>	<b>190</b>	<b>-175</b>	<b>15</b>	<b>-35</b>

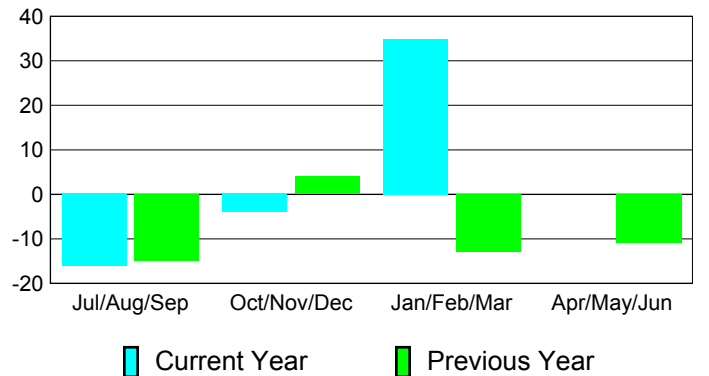
### Membership Results 2010-2011

Goal, New, Dropped, Gain/Loss

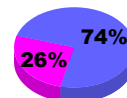


### Comparison of Membership Gain/Loss

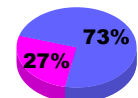
Current Year Compared to the Previous Year



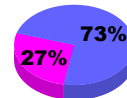
### Gender Comparison 2010-2011



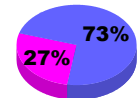
Jul/Aug/Sep



Oct/Nov/Dec



Jan/Feb/Mar



Apr/May/June

Male

Female



# 2010-2011 GMT Reports for District (or Undistricted) **District 29 O**

GMT: **STEVEN D SHERER**

Location: **WEST VIRGINIA**

GMT CA: **1**

## CLUBS

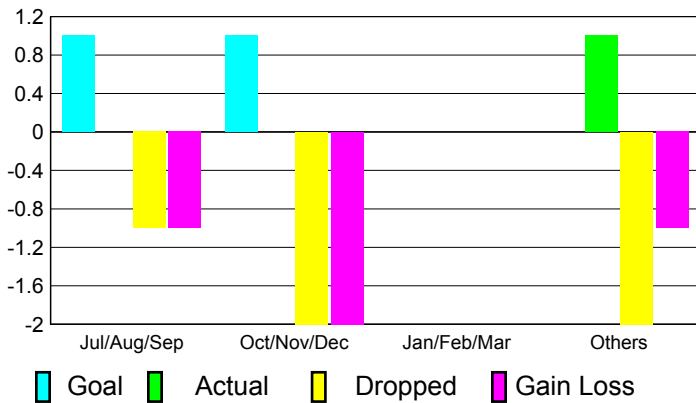
**Club Results**  
2010-2011

**Clubs**  
2009-2010

Month	New Club Goal	Actual New Clubs	Actual Dropped Clubs	Gain/Loss of Clubs	Gain/Loss of Clubs
Jul/Aug/Sep	1	0	-1	-1	1
Oct/Nov/Dec	1	0	-2	-2	0
Jan/Feb/Mar	0	0	0	0	0
Apr/May/June	0	1	-2	-1	2
<b>Totals</b>	<b>2</b>	<b>1</b>	<b>-5</b>	<b>-4</b>	<b>3</b>

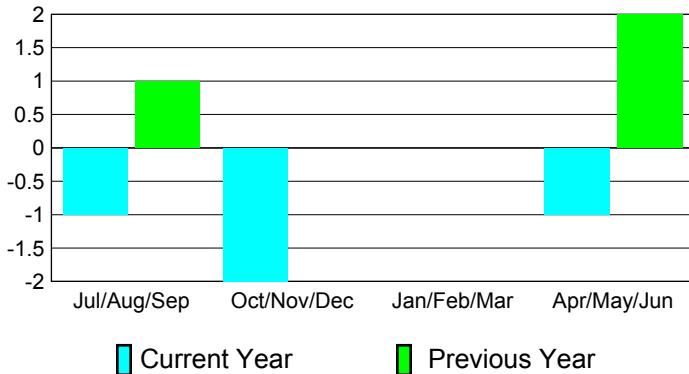
### Club Results 2010-2011

Goal, New, Dropped, Gain/Loss




### Comparison of Club Gain/Loss

Current Year Compared to the Previous Year



### YTD Status Quo Clubs 2010-2011

Status Quo Clubs Compared to Status Quo Members



## MEMBERSHIP

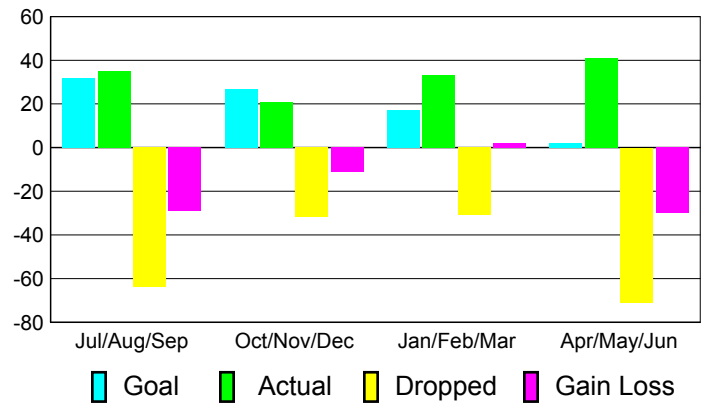
**Membership Results**  
2010-2011

**Membership**  
2009-2010

Month	Net Memb Goal	Actual New Memb	Actual Dropped Memb	Gain/Loss of Memb	Gain/Loss of Memb
Jul/Aug/Sep	32	35	-64	-29	3
Oct/Nov/Dec	27	21	-32	-11	-3
Jan/Feb/Mar	17	33	-31	2	18
Apr/May/June	2	41	-71	-30	51
<b>Totals</b>	<b>78</b>	<b>130</b>	<b>-198</b>	<b>-68</b>	<b>69</b>

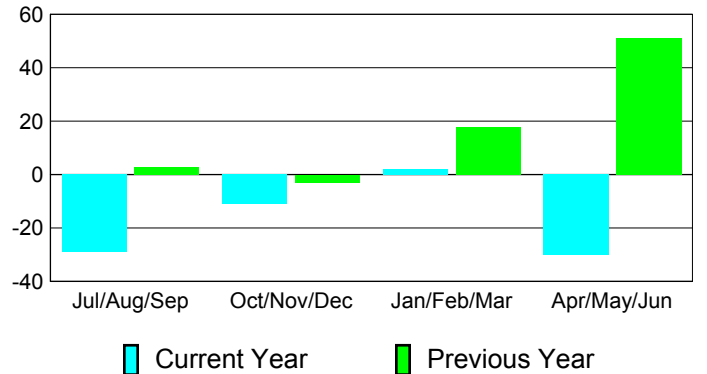
### Membership Results 2010-2011

Goal, New, Dropped, Gain/Loss

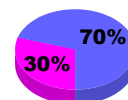


### Comparison of Membership Gain/Loss

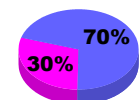
Current Year Compared to the Previous Year



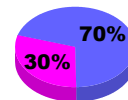
### Gender Comparison 2010-2011



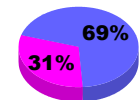
Jul/Aug/Sep



Oct/Nov/Dec



Jan/Feb/Mar



Apr/May/June

Male

Female



# 2010-2011 GMT Reports for District (or Undistricted) **District 29 N**

GMT: **STEVEN D SHERER**

Location: **WEST VIRGINIA**

GMT CA: **1**

## CLUBS

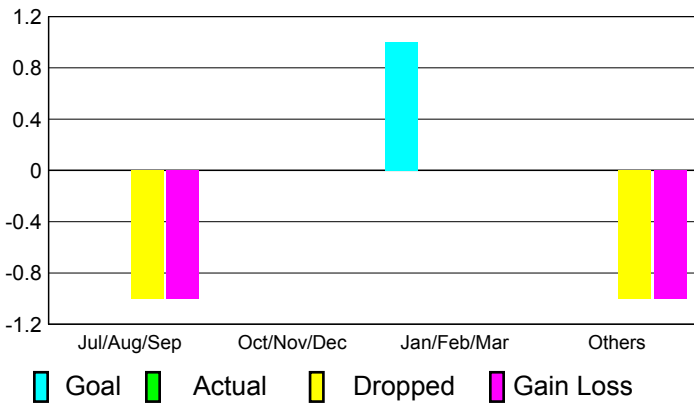
**Club Results  
2010-2011**

**Clubs  
2009-2010**

Month	New Club Goal	Actual New Clubs	Actual Dropped Clubs	Gain/Loss of Clubs	Gain/Loss of Clubs
Jul/Aug/Sep	0	0	-1	-1	0
Oct/Nov/Dec	0	0	0	0	0
Jan/Feb/Mar	1	0	0	0	0
Apr/May/June	0	0	-1	-1	0
<b>Totals</b>	<b>1</b>	<b>0</b>	<b>-2</b>	<b>-2</b>	<b>0</b>


### Club Results 2010-2011

Goal, New, Dropped, Gain/Loss




### Comparison of Club Gain/Loss

Current Year Compared to the Previous Year



### YTD Status Quo Clubs 2010-2011

Status Quo Clubs Compared to Status Quo Members



## MEMBERSHIP

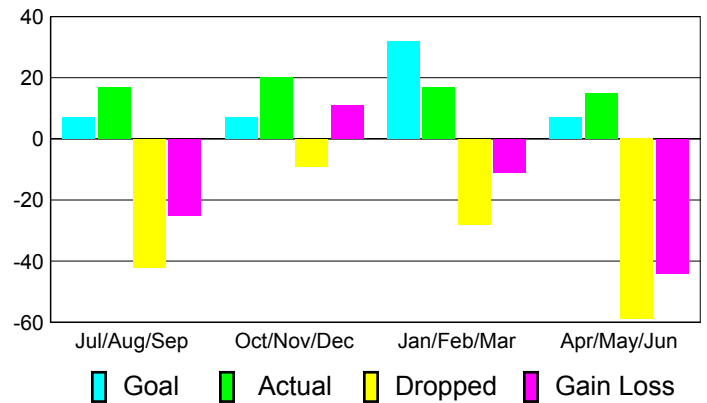
**Membership Results  
2010-2011**

**Membership  
2009-2010**

Month	Net Memb Goal	Actual New Memb	Actual Dropped Memb	Gain/Loss of Memb	Gain/Loss of Memb
Jul/Aug/Sep	7	17	-42	-25	3
Oct/Nov/Dec	7	20	-9	11	-3
Jan/Feb/Mar	32	17	-28	-11	-15
Apr/May/June	7	15	-59	-44	-21
<b>Totals</b>	<b>53</b>	<b>69</b>	<b>-138</b>	<b>-69</b>	<b>-36</b>

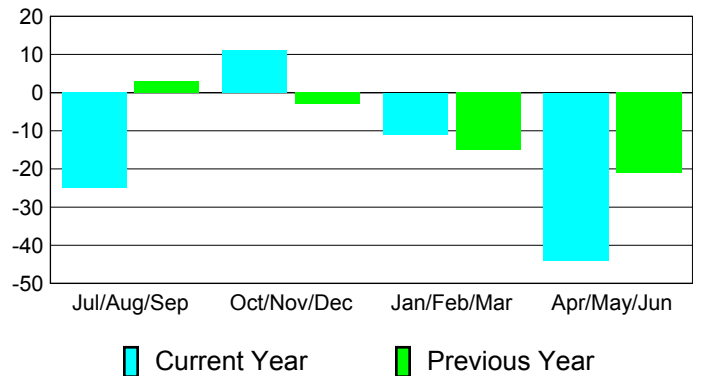
### Membership Results 2010-2011

Goal, New, Dropped, Gain/Loss

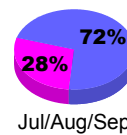


### Comparison of Membership Gain/Loss

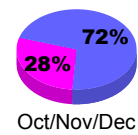
Current Year Compared to the Previous Year



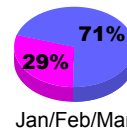
### Gender Comparison 2010-2011



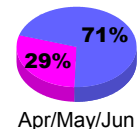
Jul/Aug/Sep



Oct/Nov/Dec



Jan/Feb/Mar



Apr/May/June

Male

Female